

Dec 1931

Stamp Collecting



MERIT BADGE SERIES
BOY SCOUTS of AMERICA
TWO PARK AVENUE
NEW YORK CITY

STAMP COLLECTING

By Prescott Holden Thorp

The Value of Stamp Collecting

Stamp Collecting goes infinitely farther than the mere gathering of pretty bits of paper. If there were no more to the hobby than this, we would not be justified in giving it a second thought. In common with all other hobbies, Stamp Collecting is an avocation. Such an avocation, or any hobby for that matter, must at all times be interesting if it is to be useful. It must appeal to us as something we like to do and should contribute something toward making our lives more enjoyable. This is the major object of any hobby. If it fails in this respect it is not worthy of our attention.

How does a hobby like Stamp Collecting make life more enjoyable? By giving us an interest in things outside of our own little sphere of activity. If we have such an interest in common with others we thus establish a common ground of understanding. In this way we meet a lot of interesting fellows, and we get real pleasure in collecting stamps, for example, in common with other Scouts throughout the world.

Stamp Collecting can contribute a great deal to your store of general knowledge. Stamps arouse interest in a myriad different things and we are prompted to ask "why?" Why is Haitian money called a "gourde" and not a dollar? Why does George Washington's picture appear on a postage stamp of Brazil? Why is King Solomon's Throne pictured on stamps of Abyssinia? And a thousand other "whys," which when answered

REQUIREMENTS STAMP COLLECTING

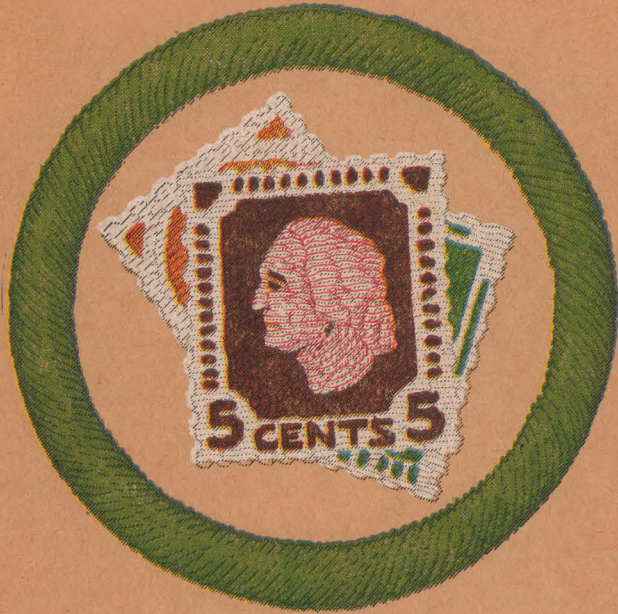
To obtain a Merit Badge for Stamp Collecting a Scout must:

1. Own and exhibit a collection of 500 or more well-conditioned stamps personally collected by the Scout, including at least 50 different countries.
2. Exhibit 10 of the following types of stamp: air mail, envelope, surcharged, imperforate, perforate, postage due, precancelled, flat plate, rotary press, telegraph, revenue, and registration.
3. Exhibit and explain the following classes of stamp, and name one country of issue: postage, commemorative, special delivery, parcel post, private proprietary, semi-postal, and war tax.
4. Exhibit and explain cancellations and their relation to the value of a stamp, including each of the following:
 - (a) Pen.
 - (b) Office (town).
 - (c) Killer
 - (d) Colored.
 - (e) "Tied to cover."
5. Explain the following terms used by stamp collectors:
 - (a) Wove, laid, granite, and silk paper.
 - (d) Water marks
 - (c) Engraved, typographed, lithographed.
 - (d) Perforation, rouletting.
6. Exhibit the number indicated of each of the following issues of the United States: 10 different commemorative, 10 present issue, 4 present envelope, 1 memorial, 1 flat plate, 1 rotary press, and 4 different air mail stamps.
7. Demonstrate ability to "catalogue" accurately five stamps which are to be furnished by the Counselor.
7. Explain in full how the "condition" of a stamp affects its value.

Copyright, 1931, by
Boy Scouts of America

Mar 1932

Stamp Collecting



MERIT BADGE SERIES
BOY SCOUTS of AMERICA
TWO PARK AVENUE
NEW YORK CITY

STAMP COLLECTING

By Prescott Holden Thorp

The Value of Stamp Collecting

Stamp Collecting goes infinitely farther than the mere gathering of pretty bits of paper. If there were no more to the hobby than this, we would not be justified in giving it a second thought. In common with all other hobbies, Stamp Collecting is an avocation. Such an avocation, or any hobby for that matter, must at all times be interesting if it is to be useful. It must appeal to us as something we like to do and should contribute something toward making our lives more enjoyable. This is the major object of any hobby. If it fails in this respect it is not worthy of our attention.

How does a hobby like Stamp Collecting make life more enjoyable? By giving us an interest in things outside of our own little sphere of activity. If we have such an interest in common with others we thus establish a common ground of understanding. In this way we meet a lot of interesting fellows, and we get real pleasure in collecting stamps, for example, in common with other Scouts throughout the world.

Stamp Collecting can contribute a great deal to your store of general knowledge. Stamps arouse interest in a myriad different things and we are prompted to ask "why?" Why is Haitian money called a "gourde" and not a dollar? Why does George Washington's picture appear on a postage stamp of Brazil? Why is King Solomon's Throne pictured on stamps of Abyssinia? And a thousand other "whys," which when answered

REQUIREMENTS

STAMP COLLECTING

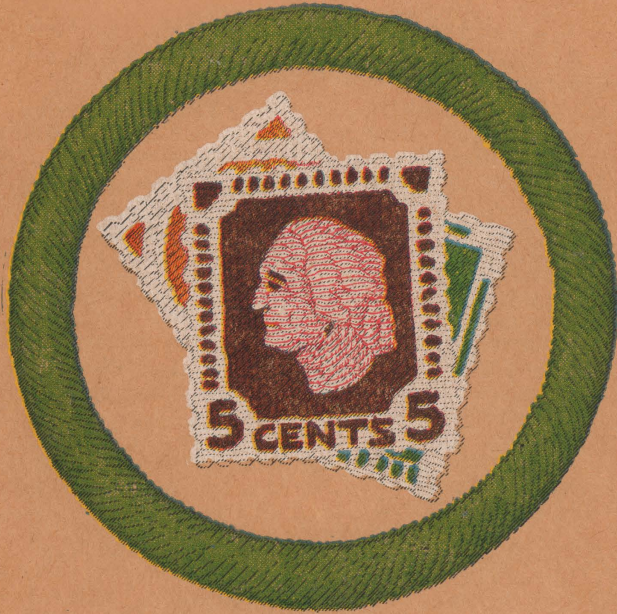
To obtain a Merit Badge for Stamp Collecting a Scout must:

1. Own and exhibit a collection of 500 or more well-conditioned stamps personally collected by the Scout, including at least 50 different countries.
2. Exhibit 10 of the following types of stamp: air mail, envelope, surcharged, imperforate, perforate, postage due, precancelled, flat plate, rotary press, telegraph, revenue, and registration.
3. Exhibit and explain the following classes of stamp, and name one country of issue: postage, commemorative, special delivery, parcel post, private proprietary, semi-postal, and war tax.
4. Exhibit and explain cancellations and their relation to the value of a stamp, including each of the following:
 - (a) Pen.
 - (b) Office (town).
 - (c) Killer
 - (d) Colored.
 - (e) "Tied to cover."
5. Explain the following terms used by stamp collectors:
 - (a) Wove, laid, granite, and silk paper.
 - (b) Water marks
 - (c) Engraved, typographed, lithographed.
 - (d) Perforation, rouletting.
6. Exhibit the number indicated of each of the following issues of the United States: 10 different commemorative, 10 present issue, 4 present envelope, 1 memorial, 1 flat plate, 1 rotary press, and 4 different air mail stamps.
7. Demonstrate ability to "catalogue" accurately five stamps which are to be furnished by the Counselor.
8. Explain in full how the "condition" of a stamp affects its value.

Copyright, 1931, by
Boy Scouts of America

Oct 1932

Stamp Collecting



MERIT BADGE SERIES
BOY SCOUTS of AMERICA
TWO PARK AVENUE
NEW YORK CITY

STAMP COLLECTING

By Prescott Holden Thorp

The Value of Stamp Collecting

Stamp Collecting goes infinitely farther than the mere gathering of pretty bits of paper. If there were no more to the hobby than this, we would not be justified in giving it a second thought. In common with all other hobbies, Stamp Collecting is an avocation. Such an avocation, or any hobby for that matter, must at all times be interesting if it is to be useful. It must appeal to us as something we like to do and should contribute something toward making our lives more enjoyable. This is the major object of any hobby. If it fails in this respect it is not worthy of our attention.

How does a hobby like Stamp Collecting make life more enjoyable? By giving us an interest in things outside of our own little sphere of activity. If we have such an interest in common with others we thus establish a common ground of understanding. In this way we meet a lot of interesting fellows, and we get real pleasure in collecting stamps, for example, in common with other Scouts throughout the world.

Stamp Collecting can contribute a great deal to your store of general knowledge. Stamps arouse interest in a myriad different things and we are prompted to ask "why?" Why is Haitian money called a "gourde" and not a dollar? Why does George Washington's picture appear on a postage stamp of Brazil? Why is King Solomon's Throne pictured on stamps of Abyssinia? And a thousand other "whys," which when answered

REQUIREMENTS

STAMP COLLECTING

To obtain a Merit Badge for Stamp Collecting a Scout must

1. Own and exhibit a collection of 500 or more well-conditioned stamps personally collected by the Scout, including at least 50 different countries.
2. Exhibit 10 of the following types of stamps: air mail, envelope, surcharged, imperforate, perforate, postage due, precancelled, flat plate, rotary press, telegraph, revenue, and registration.
3. Exhibit and explain the following classes of stamps, and name one country of issue: postage, commemorative, special delivery, parcel post, private proprietary, semi-postal, and war tax.
4. Exhibit and explain cancellations and their relation to the value of a stamp, including each of the following:
 - (a) Pen.
 - (b) Office (town).
 - (c) Killer.
 - (d) Colored.
 - (e) "Tied to cover."
5. Explain the following terms used by stamp collectors:
 - (a) Wove, laid, granite, and silk paper.
 - (b) Water marks.
 - (c) Engraved, typographed, lithographed.
 - (d) Perforation, rouletting.
6. Exhibit the number indicated of each of the following issues of the United States: 10 different commemorative, 10 present issue, 4 present envelope, 1 memorial, 1 flat plate, 1 rotary press, and 4 different air mail stamps.
7. Demonstrate ability to "catalogue" accurately five stamps which are to be furnished by the Counselor.
8. Explain in full how the "condition" of a stamp affects its value.

Copyright, 1931, by
Boy Scouts of America

2M-October, 1932

1933

Stamp Collecting



MERIT BADGE SERIES
BOY SCOUTS of AMERICA
TWO PARK AVENUE
NEW YORK CITY

STAMP COLLECTING

By Prescott Holden Thorp

The Value of Stamp Collecting

Stamp Collecting goes infinitely farther than the mere gathering of pretty bits of paper. If there were no more to the hobby than this, we would not be justified in giving it a second thought. In common with all other hobbies, Stamp Collecting is an avocation. Such an avocation, or any hobby for that matter, must at all times be interesting if it is to be useful. It must appeal to us as something we like to do and should contribute something toward making our lives more enjoyable. This is the major object of any hobby. If it fails in this respect it is not worthy of our attention.

How does a hobby like Stamp Collecting make life more enjoyable? By giving us an interest in things outside of our own little sphere of activity. If we have such an interest in common with others we thus establish a common ground of understanding. In this way we meet a lot of interesting fellows, and we get real pleasure in collecting stamps, for example, in common with other Scouts throughout the world.

Stamp Collecting can contribute a great deal to your store of general knowledge. Stamps arouse interest in a myriad different things and we are prompted to ask "why?" Why is Haitian money called a "gourde" and not a dollar? Why does George Washington's picture appear on a postage stamp of Brazil? Why is King Solomon's Throne pictured on stamps of Abyssinia? And a thousand other "whys," which when answered

REQUIREMENTS

STAMP COLLECTING

To obtain a Merit Badge for Stamp Collecting a Scout must

1. Own and exhibit a collection of 500 or more well-conditioned stamps personally collected by the Scout, including at least 50 different countries.
2. Exhibit 10 of the following types of stamps: air mail, envelope, surcharged, imperforate, perforate, postage due, precancelled, flat plate, rotary press, telegraph, revenue, and registration.
3. Exhibit and explain the following classes of stamps, and name one country of issue: postage, commemorative, special delivery, parcel post, private proprietary, semi-postal, and war tax.
4. Exhibit and explain cancellations and their relation to the value of a stamp, including each of the following:
 - (a) Pen.
 - (b) Office (town).
 - (c) Killer.
 - (d) Colored.
 - (e) "Tied to cover."
5. Explain the following terms used by stamp collectors:
 - (a) Wove, laid, granite, and silk paper.
 - (b) Water marks.
 - (c) Engraved, typographed, lithographed.
 - (d) Perforation, rouletting.
6. Exhibit the number indicated of each of the following issues of the United States: 10 different commemorative, 10 present issue, 4 present envelope, 1 memorial, 1 flat plate, 1 rotary press, and 4 different air mail stamps.
7. Demonstrate ability to "catalogue" accurately five stamps which are to be furnished by the Counselor.
8. Explain in full how the "condition" of a stamp affects its value.

Copyright, 1931, by
Boy Scouts of America

Jan 1935

Stamp Collecting



MERIT BADGE SERIES
BOY SCOUTS of AMERICA
TWO PARK AVENUE
NEW YORK CITY

STAMP COLLECTING

By Prescott Holden Thorp

The Value of Stamp Collecting

Stamp Collecting goes infinitely farther than the mere gathering of pretty bits of paper. If there were no more to the hobby than this, we would not be justified in giving it a second thought. In common with all other hobbies, Stamp Collecting is an avocation. Such an avocation, or any hobby for that matter, must at all times be interesting if it is to be useful. It must appeal to us as something we like to do and should contribute something toward making our lives more enjoyable. This is the major object of any hobby. If it fails in this respect it is not worthy of our attention.

How does a hobby like Stamp Collecting make life more enjoyable? By giving us an interest in things outside of our own little sphere of activity. If we have such an interest in common with others we thus establish a common ground of understanding. In this way we meet a lot of interesting fellows, and we get real pleasure in collecting stamps, for example, in common with other Scouts throughout the world.

Stamp Collecting can contribute a great deal to your store of general knowledge. Stamps arouse interest in a myriad different things and we are prompted to ask "why?" Why is Haitian money called a "gourde" and not a dollar? Why does George Washington's picture appear on a postage stamp of Brazil? Why is King Solomon's Throne pictured on stamps of Abyssinia? And a thousand other "whys," which when answered

REQUIREMENTS

STAMP COLLECTING

To obtain a Merit Badge for Stamp Collecting a Scout must

1. Own and exhibit a collection of 500 or more well-conditioned stamps personally collected by the Scout, including at least 50 different countries.
2. Exhibit 10 of the following types of stamps: air mail, envelope, surcharged, imperforate, perforate, postage due, precancelled, flat plate, rotary press, telegraph, revenue, and registration.
3. Exhibit and explain the following classes of stamps, and name one country of issue: postage, commemorative, special delivery, parcel post, private proprietary, semi-postal, and war tax.
4. Exhibit and explain cancellations and their relation to the value of a stamp, including each of the following:
 - (a) Pen.
 - (b) Office (town).
 - (c) Killer.
 - (d) Colored.
 - (e) "Tied to cover."
5. Explain the following terms used by stamp collectors:
 - (a) Wove, laid, granite, and silk paper.
 - (b) Water marks.
 - (c) Engraved, typographed, lithographed.
 - (d) Perforation, rouletting.
6. Exhibit the number indicated of each of the following issues of the United States: 10 different commemorative, 10 present issue, 4 present envelope, 1 memorial, 1 flat plate, 1 rotary press, and 4 different air mail stamps.
7. Demonstrate ability to "catalogue" accurately five stamps which are to be furnished by the Counselor.
8. Explain in full how the "condition" of a stamp affects its value.

Copyright, 1931, by
Boy Scouts of America

Nov 1935

Stamp Collecting



MERIT BADGE SERIES
BOY SCOUTS of AMERICA
TWO PARK AVENUE
NEW YORK, N. Y.

STAMP COLLECTING

By Prescott Holden Thorp

The Value of Stamp Collecting

Stamp Collecting goes infinitely farther than the mere gathering of pretty bits of paper. If there were no more to the hobby than this, we would not be justified in giving it a second thought. In common with all other hobbies, Stamp Collecting is an avocation. Such an avocation, or any hobby for that matter, must at all times be interesting if it is to be useful. It must appeal to us as something we like to do and should contribute something toward making our lives more enjoyable. This is the major object of any hobby. If it fails in this respect it is not worthy of our attention.

How does a hobby like Stamp Collecting make life more enjoyable? By giving us an interest in things outside of our own little sphere of activity. If we have such an interest in common with others we thus establish a common ground of understanding. In this way we meet a lot of interesting fellows, and we get real pleasure in collecting stamps, for example, in common with other Scouts throughout the world.

Stamp Collecting can contribute a great deal to your store of general knowledge. Stamps arouse interest in a myriad different things and we are prompted to ask "why?" Why is Haitian money called a "gourde" and not a dollar? Why does George Washington's picture appear on a postage stamp of Brazil? Why is King Solomon's Throne pictured on stamps of Abyssinia? And a thousand other "whys," which when answered

REQUIREMENTS STAMP COLLECTING

To obtain a Merit Badge for Stamp Collecting a Scout must:

1. Own and exhibit a collection of 500 or more well-conditioned stamps personally collected by the Scout, including at least 50 different countries.
2. Exhibit 10 of the following types of stamps: air mail, envelope, surcharged, imperforate, perforate, postage due, precancelled, flat plate, rotary press, telegraph, revenue, and registration.
3. Exhibit and explain the following classes of stamps, and name one country of issue: postage, commemorative, special delivery, parcel post, private proprietary, semi-postal, and war tax.
4. Exhibit and explain cancellations and their relation to the value of a stamp, including each of the following:
 - (a) Pen.
 - (b) Office (town).
 - (c) Killer.
 - (d) Colored.
 - (e) "Tied to cover."
5. Explain the following terms used by stamp collectors:
 - (a) Wove, laid, granite, and silk paper.
 - (b) Water marks.
 - (c) Engraved, typographed, lithographed.
 - (d) Perforation, rouletting.
6. Exhibit the number indicated of each of the following issues of the United States: 10 different commemorative, 10 present issue, 4 present envelope, 1 memorial, 1 flat plate, 1 rotary press, and 4 different air mail stamps.
7. Demonstrate ability to "catalogue" accurately five stamps which are to be furnished by the Counselor.
8. Explain in full how the "condition" of a stamp affects its value.

Copyright, 1931, by
Boy Scouts of America

1936

Stamp Collecting



MERIT BADGE SERIES
BOY SCOUTS of AMERICA
TWO PARK AVENUE
NEW YORK, N. Y.

STAMP COLLECTING

By Prescott Holden Thorp

The Value of Stamp Collecting

Stamp Collecting goes infinitely farther than the mere gathering of pretty bits of paper. If there were no more to the hobby than this, we would not be justified in giving it a second thought. In common with all other hobbies, Stamp Collecting is an avocation. Such an avocation, or any hobby for that matter, must at all times be interesting if it is to be useful. It must appeal to us as something we like to do and should contribute something toward making our lives more enjoyable. This is the major object of any hobby. If it fails in this respect it is not worthy of our attention.

How does a hobby like Stamp Collecting make life more enjoyable? By giving us an interest in things outside of our own little sphere of activity. If we have such an interest in common with others we thus establish a common ground of understanding. In this way we meet a lot of interesting fellows, and we get real pleasure in collecting stamps, for example, in common with other Scouts throughout the world.

Stamp Collecting can contribute a great deal to your store of general knowledge. Stamps arouse interest in a myriad different things and we are prompted to ask "why?" Why is Haitian money called a "gourde" and not a dollar? Why does George Washington's picture appear on a postage stamp of Brazil? Why is King Solomon's Throne pictured on stamps of Abyssinia? And a thousand other "whys," which when answered

REQUIREMENTS STAMP COLLECTING


To obtain a Merit Badge for Stamp Collecting a Scout must:

1. Own and exhibit a collection of 500 or more well-conditioned stamps personally collected by the Scout, including at least 50 different countries.
2. Exhibit 10 of the following types of stamps: air mail, envelope, surcharged, imperforate, perforate, postage due, precancelled, flat plate, rotary press, telegraph, revenue, and registration.
3. Exhibit and explain the following classes of stamps, and name one country of issue: postage, commemorative, special delivery, parcel post, private proprietary, semi-postal, and war tax.
4. Exhibit and explain cancellations and their relation to the value of a stamp, including each of the following:
 - (a) Pen.
 - (b) Office (town).
 - (c) Killer.
 - (d) Colored.
 - (e) "Tied to cover."
5. Explain the following terms used by stamp collectors:
 - (a) Wove, laid, granite, and silk paper.
 - (b) Water marks.
 - (c) Engraved, typographed, lithographed.
 - (d) Perforation, rouletting.
6. Exhibit the number indicated of each of the following issues of the United States: 10 different commemorative, 10 present issue, 4 present envelope, 1 memorial, 1 flat plate, 1 rotary press, and 4 different air mail stamps.
7. Demonstrate ability to "catalogue" accurately five stamps which are to be furnished by the Counselor.
8. Explain in full how the "condition" of a stamp affects its value.

Copyright, 1931, by
Boy Scouts of America

1938

Stamp Collecting



MERIT BADGE SERIES
BOY SCOUTS of AMERICA
TWO PARK AVENUE
NEW YORK, N. Y.

1938

STAMP
COLLECTING



PREPARED BY
PRESCOTT HOLDEN THORP

BOY SCOUTS OF AMERICA
2 PARK AVENUE, NEW YORK, N. Y.

STAMP COLLECTING

REQUIREMENTS

To obtain a Merit Badge for Stamp Collecting, a Scout must:

1. Own and exhibit either of the following assortments personally collected by himself.

(a) 500 or more well-conditioned stamps including at least 50 different countries

OR

(b) 500 or more well-conditioned stamps from an individual country or group of countries in which he is specializing.

2. Exhibit one stamp from at least six of the following groups: surcharged, imperforate, perforate, precancelled, flat plate, rotary press, commemorative, envelope, semi-postal, occupation, provisional.

3. Exhibit and explain one stamp from at least six of the following classifications: postage, air mail, postage due, registration, parcel post, special delivery, revenue, private proprietary, war tax, newspaper, official.

4. Exhibit and explain cancellations and their relation to the value of a stamp, including each of the following:

- (a) Pen.
- (b) Office (town).
- (c) Killer.
- (d) Colored.
- (e) "Tied to cover."

5. Explain the following terms used by stamp collectors:

- (a) Wove, laid, granite, and silk paper.
- (b) Water marks.
- (c) Engraved, typographed, lithographed.
- (d) Perforation, rouletting.

6. Exhibit the number indicated of each of the following issues of the United States: 10 different commemorative, 10 present issue, 4 present envelope, 1 memorial, 1 flat plate, 1 rotary press, and 3 different air mail stamps.

7. Demonstrate ability to "catalogue" accurately five stamps which are to be furnished by the Counselor.

8. Explain in full how the "condition" of a stamp affects its value.

1939

Stamp Collecting



MERIT BADGE SERIES

BOY SCOUTS *of* AMERICA
Two Park Avenue, New York, N. Y.

1939

STAMP
COLLECTING



PREPARED BY
PRESCOTT HOLDEN THORP

BOY SCOUTS OF AMERICA
2 PARK AVENUE, NEW YORK, N. Y.

STAMP COLLECTING

REQUIREMENTS

To obtain a Merit Badge for Stamp Collecting, a Scout must:

1. Own and exhibit either of the following assortments personally collected by himself.

(a) 500 or more well-conditioned stamps including at least 50 different countries

OR

(b) 500 or more well-conditioned stamps from an individual country or group of countries in which he is specializing.

2. Exhibit one stamp from at least six of the following groups: surcharged, imperforate, perforate, precancelled, flat plate, rotary press, commemorative, envelope, semi-postal, occupation, provisional.

3. Exhibit and explain one stamp from at least six of the following classifications: postage, air mail, postage due, registration, parcel post, special delivery, revenue, private proprietary, war tax, newspaper, official.

4. Exhibit and explain cancellations and their relation to the value of a stamp, including each of the following:

- (a) Pen.
- (b) Office (town).
- (c) Killer.
- (d) Colored.
- (e) "Tied to cover."

5. Explain the following terms used by stamp collectors:

- (a) Wove, laid, granite, and silk paper.
- (b) Water marks.
- (c) Engraved, typographed, lithographed.
- (d) Perforation, rouletting.

6. Exhibit the number indicated of each of the following issues of the United States: 10 different commemorative, 10 present issue, 4 present envelope, 1 memorial, 1 flat plate, 1 rotary press, and 3 different air mail stamps.

7. Demonstrate ability to "catalogue" accurately five stamps which are to be furnished by the Counselor.

8. Explain in full how the "condition" of a stamp affects its value.

1941

Stamp Collecting



MERIT BADGE SERIES

BOY SCOUTS *of* AMERICA
Two Park Avenue, New York, N. Y.

1941

STAMP
COLLECTING



PREPARED BY
PRESCOTT HOLDEN THORP

BOY SCOUTS OF AMERICA
2 PARK AVENUE, NEW YORK, N. Y.

STAMP COLLECTING

REQUIREMENTS

To obtain a Merit Badge for Stamp Collecting, a Scout must:

1. Own and exhibit either of the following assortments personally collected by himself.

(a) 500 or more well-conditioned stamps including at least 50 different countries

OR

(b) 500 or more well-conditioned stamps from an individual country or group of countries in which he is specializing.

2. Exhibit one stamp from at least six of the following groups: surcharged, imperforate, perforate, precancelled, flat plate, rotary press, commemorative, envelope, semi-postal, occupation, provisional.

3. Exhibit and explain one stamp from at least six of the following classifications: postage, air mail, postage due, registration, parcel post, special delivery, revenue, private proprietary, war tax, newspaper, official.

4. Exhibit and explain cancellations and their relation to the value of a stamp, including each of the following:

- (a) Pen.
- (b) Office (town).
- (c) Killer.
- (d) Colored.
- (e) "Tied to cover."

5. Explain the following terms used by stamp collectors:

- (a) Wove, laid, granite, and silk paper.
- (b) Water marks.
- (c) Engraved, typographed, lithographed.
- (d) Perforation, rouletting.

6. Exhibit the number indicated of each of the following issues of the United States: 10 different commemorative, 10 present issue, 4 present envelope, 1 memorial, 1 flat plate, 1 rotary press, and 3 different air mail stamps.

7. Demonstrate ability to "catalogue" accurately five stamps which are to be furnished by the Counselor.

8. Explain in full how the "condition" of a stamp affects its value.

1942

STAMP COLLECTING



BOY SCOUTS OF AMERICA

TWO PARK AVENUE
NEW YORK N.Y.

STAMP
COLLECTING



PREPARED BY
PRESCOTT HOLDEN THORP

Copyright, 1931, by

B O Y S C O U T S O F A M E R I C A
2 P A R K A V E N U E , N E W Y O R K , N . Y .

Cat. No. 3359

Printed in U.S.A.

2000342

REQUIREMENTS

To obtain a Merit Badge for Stamp Collecting, a Scout must:

1. Own and exhibit either of the following assortments personally collected by himself.

- (a) 500 or more well-conditioned stamps including at least 50 different countries

OR

- (b) 500 or more well-conditioned stamps from an individual country or group of countries in which he is specializing.

2. Exhibit one stamp from at least six of the following groups: surcharged, imperforate, perforate, precancelled, flat plate, rotary press, commemorative, envelope, semi-postal, occupation, provisional.
3. Exhibit and explain one stamp from at least six of the following classifications: postage, air mail, postage due, registration, parcel post, special delivery, revenue, private proprietary, war tax, newspaper, official.
4. Exhibit and explain cancellations and their relation to the value of a stamp, including each of the following:
 - (a) Pen.
 - (b) Office (town).
 - (c) Killer.
 - (d) Colored.
 - (e) "Tied to cover."
5. Explain the following terms used by stamp collectors:
 - (a) Wove, laid, granite, and silk paper.
 - (b) Water marks.
 - (c) Engraved, typographed, lithographed.
 - (d) Perforation, rouletting.
6. Exhibit the number indicated of each of the following issues of the United States: 10 different commemorative, 10 present issue, 4 present envelope, 1 memorial, 1 flat plate, 1 rotary press, and 3 different air mail stamps.
7. Demonstrate ability to "catalogue" accurately five stamps which are to be furnished by the Counselor.
8. Explain in full how the "condition" of a stamp affects its value.


Badges of Rank and Achievement



TENDERFOOT



SENIOR PAT'L LEADER



BUGLER



ASS'T. SCOUTMASTER



5 YR. VETERAN



SECOND CLASS



JUNIOR ASSISTANT SCOUTMASTER



QUARTERMASTER



SCOUTMASTER



10 YR. VETERAN



FIRST CLASS



SEA SCOUT



SCRIBE



LAYMEN




15 YR. VETERAN



STAR SCOUT



ROVER SCOUT



CABIN BOY




TROOP CHAPLAIN




20 YR. VETERAN




LIFE SCOUT



EXPLORER SCOUT



TROOP LIBRARIAN




TROOP PHYSICIAN



25 YR. VETERAN



EAGLE BADGE



PATROL LEADER



STANDARD TROOP STAR



1 YEAR SERVICE STAR



BRONZE PALM



ORGANIZER



5 YEAR SERVICE STAR



GOLD PALM



ASSISTANT PATROL LEADER



PRESS CLUB




10 YEAR SERVICE STAR



SILVER PALM

1943

STAMP COLLECTING



BOY SCOUTS OF AMERICA

TWO PARK AVENUE
NEW YORK N.Y.

STAMP
COLLECTING



PREPARED BY
PRESCOTT HOLDEN THORP

Copyright, 1931, by

BOY SCOUTS OF AMERICA
2 PARK AVENUE, NEW YORK, N. Y.

Cat. No. 3359

Printed in U.S.A.

2000343

REQUIREMENTS

To obtain a Merit Badge for Stamp Collecting, a Scout must:

1. Own and exhibit either of the following assortments personally collected by himself.

- (a) 500 or more well-conditioned stamps including at least 50 different countries

OR

- (b) 500 or more well-conditioned stamps from an individual country or group of countries in which he is specializing.

2. Exhibit one stamp from at least six of the following groups: surcharged, imperforate, perforate, precancelled, flat plate, rotary press, commemorative, envelope, semi-postal, occupation, provisional.
3. Exhibit and explain one stamp from at least six of the following classifications: postage, air mail, postage due, registration, parcel post, special delivery, revenue, private proprietary, war tax, newspaper, official.
4. Exhibit and explain cancellations and their relation to the value of a stamp, including each of the following:
 - (a) Pen.
 - (b) Office (town).
 - (c) Killer.
 - (d) Colored.
 - (e) "Tied to cover."
5. Explain the following terms used by stamp collectors:
 - (a) Wove, laid, granite, and silk paper.
 - (b) Water marks.
 - (c) Engraved, typographed, lithographed.
 - (d) Perforation, rouletting.
6. Exhibit the number indicated of each of the following issues of the United States: 10 different commemorative, 10 present issue, 4 present envelope, 1 memorial, 1 flat plate, 1 rotary press, and 3 different air mail stamps.
7. Demonstrate ability to "catalogue" accurately five stamps which are to be furnished by the Counselor.
8. Explain in full how the "condition" of a stamp affects its value.


Badges of Rank and Achievement



TENDERFOOT



SENIOR PAT'L LEADER



BUGLER



ASS'T. SCOUTMASTER



SECOND CLASS



JUNIOR ASSISTANT SCOUTMASTER



QUARTERMASTER



SCOUTMASTER



10 YR. VETERAN




FIRST CLASS



SEA SCOUT



SCRIBE



LAYMEN



15 YR. VETERAN



STAR SCOUT



ROVER SCOUT



CABIN BOY



TROOP CHAPLAIN




20 YR. VETERAN




LIFE SCOUT



EXPLORER SCOUT



TROOP LIBRARIAN



TROOP PHYSICIAN



25 YR. VETERAN



EAGLE BADGE



ACHIEVEMENT



PATROLLEADER



STANDARD TROOP STAR



1 YEAR SERVICE STAR



BRONZE PALM



ORGANIZER



5 YEAR SERVICE STAR



GOLD PALM



ASSISTANT PATROLLEADER



PRESS CLUB



10 YEAR SERVICE STAR



SILVER PALM

03-1944

STAMP COLLECTING



BOY SCOUTS OF AMERICA

TWO PARK AVENUE
NEW YORK N.Y.

STAMP
COLLECTING



PREPARED BY
PRESCOTT HOLDEN THORP

Copyright, 1931. by

BOY SCOUTS OF AMERICA
2 PARK AVENUE, NEW YORK 16, N. Y.

Cat. No. 3359

Printed in U.S.A.

4000344

REQUIREMENTS

To obtain a Merit Badge for Stamp Collecting, a Scout must:

1. Own and exhibit either of the following assortments personally collected by himself.
 - (a) 500 or more well-conditioned stamps including at least 50 different countries

OR

- (b) 500 or more well-conditioned stamps from an individual country or group of countries in which he is specializing.
2. Exhibit one stamp from at least six of the following groups: surcharged, imperforate, perforate, precancelled, flat plate, rotary press, commemorative, envelope, semi-postal, occupation, provisional.
3. Exhibit and explain one stamp from at least six of the following classifications: postage, air mail, postage due, registration, parcel post, special delivery, revenue, private proprietary, war tax, newspaper, official.
4. Exhibit and explain cancellations and their relation to the value of a stamp, including each of the following:
 - (a) Pen.
 - (b) Office (town).
 - (c) Killer.
 - (d) Colored.
 - (e) "Tied to cover."
5. Explain the following terms used by stamp collectors:
 - (a) Wove, laid, granite, and silk paper.
 - (b) Water marks.
 - (c) Engraved, typographed, lithographed.
 - (d) Perforation, rouletting.
6. Exhibit the number indicated of each of the following issues of the United States: 10 different commemorative, 10 present issue, 4 present envelope, 1 memorial, 1 flat plate, 1 rotary press, and 3 different air mail stamps.
7. Demonstrate ability to "catalogue" accurately five stamps which are to be furnished by the Counselor.
8. Explain in full how the "condition" of a stamp affects its value.

Badges of Rank and Achievement


03-1944



TENDERFOOT



SENIOR PAT'L LEADER



BUGLER



ASS'T. SCOUTMASTER



5 YR. VETERAN



SECOND CLASS



JUNIOR ASSISTANT SCOUTMASTER



QUARTERMASTER



SCOUTMASTER



10 YR. VETERAN




FIRST CLASS



SEA SCOUT



SCRIBE



LAYMEN




15 YR. VETERAN



STAR SCOUT



ROVER SCOUT



CABIN BOY



TROOP CHAPLAIN




20 YR. VETERAN



LIFE SCOUT



EXPLORER SCOUT



TROOP LIBRARIAN



TROOP PHYSICIAN



25 YR. VETERAN



STANDARD TROOP STAR




1 YEAR SERVICE STAR



EAGLE BADGE



TENDERFOOT



PATROL LEADER




ORGANIZER 5 YEAR SERVICE STAR



BRONZE PALM



GOLD PALM



ASSISTANT PATROL LEADER



PRESS CLUB




10 YEAR SERVICE STAR



SILVER PALM

Late 1944

STAMP COLLECTING



MERIT BADGE SERIES

BOY SCOUTS OF AMERICA

Late 1944

STAMP
COLLECTING



PREPARED BY
PRESCOTT HOLDEN THORP

Copyright, 1931, by

BOY SCOUTS OF AMERICA
2 PARK AVENUE, NEW YORK 16, N. Y.

Cat. No. 3359

Printed in U.S.A.

4000344

REQUIREMENTS

To obtain a Merit Badge for Stamp Collecting, a Scout must:

1. Own and exhibit either of the following assortments personally collected by himself.
 - (a) 500 or more well-conditioned stamps including at least 50 different countries

OR

- (b) 500 or more well-conditioned stamps from an individual country or group of countries in which he is specializing.
2. Exhibit one stamp from at least six of the following groups: surcharged, imperforate, perforate, precancelled, flat plate, rotary press, commemorative, envelope, semi-postal, occupation, provisional.
3. Exhibit and explain one stamp from at least six of the following classifications: postage, air mail, postage due, registration, parcel post, special delivery, revenue, private proprietary, war tax, newspaper, official.
4. Exhibit and explain cancellations and their relation to the value of a stamp, including each of the following:
 - (a) Pen.
 - (b) Office (town).
 - (c) Killer.
 - (d) Colored.
 - (e) "Tied to cover."
5. Explain the following terms used by stamp collectors:
 - (a) Wove, laid, granite, and silk paper.
 - (b) Water marks.
 - (c) Engraved, typographed, lithographed.
 - (d) Perforation, rouletting.
6. Exhibit the number indicated of each of the following issues of the United States: 10 different commemorative, 10 present issue, 4 present envelope, 1 memorial, 1 flat plate, 1 rotary press, and 3 different air mail stamps.
7. Demonstrate ability to "catalogue" accurately five stamps which are to be furnished by the Counselor.
8. Explain in full how the "condition" of a stamp affects its value.



A WARTIME BOOK


**THIS COMPLETE EDITION IS PRODUCED
IN FULL COMPLIANCE WITH THE GOVERN-
MENT'S REGULATIONS FOR CONSERVING
PAPER AND OTHER ESSENTIAL MATERIALS.**



**THIS IS AN EMERGENCY COVER USED TO
AVOID DELAY IN PRODUCING MERIT BADGE
PAMPHLETS UNDER PRESENT CONDITIONS.**

Jan 1945

STAMP COLLECTING



MERIT BADGE SERIES

BOY SCOUTS OF AMERICA

Jan 1945

STAMP
COLLECTING



PREPARED BY
PRESCOTT HOLDEN THORP

Copyright, 1931, by

BOY SCOUTS OF AMERICA
2 PARK AVENUE, NEW YORK 16, N. Y.

Cat. No. 3359

Printed in U.S.A.

4000145

REQUIREMENTS

To obtain a Merit Badge for Stamp Collecting, a Scout must:


1. Own and exhibit either of the following assortments personally collected by himself.
 - (a) 500 or more well-conditioned stamps including at least 50 different countries

OR

- (b) 500 or more well-conditioned stamps from an individual country or group of countries in which he is specializing.
2. Exhibit one stamp from at least six of the following groups: surcharged, imperforate, perforate, precanceled, flat plate, rotary press, commemorative, envelope, semi-postal, occupation, provisional.
3. Exhibit and explain one stamp from at least six of the following classifications: postage, air mail, postage due, registration, parcel post, special delivery, revenue, private proprietary, war tax, newspaper, official.
4. Exhibit and explain cancellations and their relation to the value of a stamp, including each of the following:
 - (a) Pen.
 - (b) Office (town).
 - (c) Killer.
 - (d) Colored.
 - (e) "Tied to cover."
5. Explain the following terms used by stamp collectors:
 - (a) Wove, laid, granite, and silk paper.
 - (b) Water marks.
 - (c) Engraved, typographed, lithographed.
 - (d) Perforation, rouletting.
6. Exhibit the number indicated of each of the following issues of the United States: 10 different commemorative, 10 present issue, 4 present envelope, 1 memorial, 1 flat plate, 1 rotary press, and 3 different air mail stamps.
7. Demonstrate ability to "catalogue" accurately five stamps which are to be furnished by the Counselor.
8. Explain in full how the "condition" of a stamp affects its value.

Oct 1945

STAMP COLLECTING



MERIT BADGE SERIES

BOY SCOUTS OF AMERICA

Oct 1945

STAMP
COLLECTING



PREPARED BY
PRESCOTT HOLDEN THORP

Copyright 1931 by

BOY SCOUTS OF AMERICA
2 PARK AVENUE, NEW YORK 16, N. Y.

Cat. No. 3359

Printed in U.S.A.

30001045

REQUIREMENTS

To obtain a Merit Badge for Stamp Collecting, a Scout must:

1. Own and exhibit either of the following assortments personally collected by himself.
 - (a) 500 or more well-conditioned stamps including at least 50 different countries

OR

- (b) 500 or more well-conditioned stamps from an individual country or group of countries in which he is specializing.
2. Exhibit one stamp from at least six of the following groups: surcharged, imperforate, perforate, precanceled, flat plate, rotary press, commemorative, envelope, semi-postal, occupation, provisional.
3. Exhibit and explain one stamp from at least six of the following classifications: postage, air mail, postage due, registration, parcel post, special delivery, revenue, private proprietary, war tax, newspaper, official.
4. Exhibit and explain cancellations and their relation to the value of a stamp, including each of the following:
 - (a) Pen.
 - (b) Office (town).
 - (c) Killer.
 - (d) Colored.
 - (e) "Tied to cover."
5. Explain the following terms used by stamp collectors:
 - (a) Wove, laid, granite, and silk paper.
 - (b) Water marks.
 - (c) Engraved, typographed, lithographed.
 - (d) Perforation, rouletting.
6. Exhibit the number indicated of each of the following issues of the United States: 10 different commemorative, 10 present issue, 4 present envelope, 1 memorial, 1 flat plate, 1 rotary press, and 3 different air mail stamps.
7. Demonstrate ability to "catalogue" accurately five stamps which are to be furnished by the Counselor.
8. Explain in full how the "condition" of a stamp affects its value.

1946

STAMP COLLECTING



MERIT BADGE SERIES

BOY SCOUTS OF AMERICA

1946

STAMP
COLLECTING



PREPARED BY
PRESCOTT HOLDEN THORP

Copyright 1931 by

BOY SCOUTS OF AMERICA
2 PARK AVENUE, NEW YORK 16, N. Y.

Cat. No. 3359

Printed in U.S.A.

4000346

REQUIREMENTS

To obtain a Merit Badge for Stamp Collecting, a Scout must:

1. Own and exhibit either of the following assortments personally collected by himself.
 - (a) 500 or more well-conditioned stamps including at least 50 different countries
- OR
- (b) 500 or more well-conditioned stamps from an individual country or group of countries in which he is specializing.
2. Exhibit one stamp from at least six of the following groups: surcharged, imperforate, perforate, precancelled, flat plate, rotary press, commemorative, envelope, semi-postal, occupation, provisional.
3. Exhibit and explain one stamp from at least six of the following classifications: postage, air mail, postage due, registration, parcel post, special delivery, revenue, private proprietary, war tax, newspaper, official.
4. Exhibit and explain cancellations and their relation to the value of a stamp, including each of the following:
 - (a) Pen.
 - (b) Office (town).
 - (c) Killer.
 - (d) Colored.
 - (e) "Tied to cover."
5. Explain the following terms used by stamp collectors:
 - (a) Wove, laid, granite, and silk paper.
 - (b) Water marks.
 - (c) Engraved, typographed, lithographed.
 - (d) Perforation, rouletting.
6. Exhibit the number indicated of each of the following issues of the United States: 10 different commemorative, 10 present issue, 4 present envelope, 1 memorial, 1 flat plate, 1 rotary press, and 3 different air mail stamps.
7. Demonstrate ability to "catalogue" accurately five stamps which are to be furnished by the Counselor.
8. Explain in full how the "condition" of a stamp affects its value.

1947

STAMP COLLECTING



MERIT BADGE SERIES

BOY SCOUTS OF AMERICA

1947

STAMP
COLLECTING



PREPARED BY
PRESCOTT HOLDEN THORP

Copyright 1931 by

BOY SCOUTS OF AMERICA
2 PARK AVENUE, NEW YORK 16, N. Y.

Cat. No. 3359

Printed in U.S.A.

30001147


REQUIREMENTS

To obtain a Merit Badge for Stamp Collecting, a Scout must:

1. Own and exhibit either of the following assortments personally collected by himself.
 - (a) 500 or more well-conditioned stamps including at least 50 different countries
- OR
- (b) 500 or more well-conditioned stamps from an individual country or group of countries in which he is specializing.
2. Exhibit one stamp from at least six of the following groups: surcharged, imperforate, perforate, precancelled, flat plate, rotary press, commemorative, envelope, semi-postal, occupation, provisional.
3. Exhibit and explain one stamp from at least six of the following classifications: postage, air mail, postage due, registration, parcel post, special delivery, revenue, private proprietary, war tax, newspaper, official.
4. Exhibit and explain cancellations and their relation to the value of a stamp, including each of the following:
 - (a) Pen.
 - (b) Office (town).
 - (c) Killer.
 - (d) Colored.
 - (e) "Tied to cover."
5. Explain the following terms used by stamp collectors:
 - (a) Wove, laid, granite, and silk paper.
 - (b) Water marks.
 - (c) Engraved, typographed, lithographed.
 - (d) Perforation, rouletting.
6. Exhibit the number indicated of each of the following issues of the United States: 10 different commemorative, 10 present issue, 4 present envelope, 1 memorial, 1 flat plate, 1 rotary press, and 3 different air mail stamps.
7. Demonstrate ability to "catalogue" accurately five stamps which are to be furnished by the Counselor.
8. Explain in full how the "condition" of a stamp affects its value.

1948

STAMP COLLECTING



MERIT BADGE SERIES

BOY SCOUTS OF AMERICA

1948

STAMP
COLLECTING



PREPARED BY
PRESCOTT HOLDEN THORP

Copyright 1931 by

BOY SCOUTS OF AMERICA
2 PARK AVENUE, NEW YORK 16, N. Y.

Cat. No. 3359

Printed in U.S.A.

4000848


REQUIREMENTS

To obtain a Merit Badge for Stamp Collecting, a Scout must:

1. Own and exhibit either of the following assortments personally collected by himself.
 - (a) 500 or more well-conditioned stamps including at least 50 different countries
- OR
- (b) 500 or more well-conditioned stamps from an individual country or group of countries in which he is specializing.
2. Exhibit one stamp from at least six of the following groups: surcharged, imperforate, perforate, precancelled, flat plate, rotary press, commemorative, envelope, semi-postal, occupation, provisional.
3. Exhibit and explain one stamp from at least six of the following classifications: postage, air mail, postage due, registration, parcel post, special delivery, revenue, private proprietary, war tax, newspaper, official.
4. Exhibit and explain cancellations and their relation to the value of a stamp, including each of the following:
 - (a) Pen.
 - (b) Office (town).
 - (c) Killer.
 - (d) Colored.
 - (e) "Tied to cover."
5. Explain the following terms used by stamp collectors:
 - (a) Wove, laid, granite, and silk paper.
 - (b) Water marks.
 - (c) Engraved, typographed, lithographed.
 - (d) Perforation, rouletting.
6. Exhibit the number indicated of each of the following issues of the United States: 10 different commemorative, 10 present issue, 4 present envelope, 1 memorial, 1 flat plate, 1 rotary press, and 3 different air mail stamps.
7. Demonstrate ability to "catalogue" accurately five stamps which are to be furnished by the Counselor.
8. Explain in full how the "condition" of a stamp affects its value.

1950

STAMP COLLECTING



MERIT BADGE SERIES

BOY SCOUTS OF AMERICA

1950

STAMP
COLLECTING



PREPARED BY
PRESCOTT HOLDEN THORP

Copyright 1931 by

BOY SCOUTS OF AMERICA
2 PARK AVENUE, NEW YORK 16, N. Y.

Cat. No. 3359

Printed in U.S.A.

4000150


REQUIREMENTS

STAMP COLLECTING MERIT BADGE REQUIREMENTS

1. Mount and exhibit in an album: (a) a collection of 750 or more different stamps from at least 30 different countries, or (b) a collection of 150 or more different stamps from a single country or group of closely related countries, or (c) a collection of 75 or more different stamps on some special subject, or (d) a collection of 200 or more special item stamps.
2. Demonstrate the use of a stamp catalogue to find at least 5 items selected by the counselor.
3. Show stamps to support brief definitions of the following terms: perforation, imperforate, roulette, cancellation, cover, mint stamp, coil stamp, overprint, surcharge, engraving, and some other printing process other than engraving.
4. Exhibit one stamp in each of the following classifications and explain purpose of each: regular postage, commemorative, semi-postal, air mail, postage due, envelope, special delivery, pre-cancel, and revenue.
5. Explain the meaning of good condition of a stamp and show one stamp that is well centered, fully perforated, clearly cancelled, clean, and undamaged by tears or thin spots.
6. Demonstrate a knowledge of the following stamp collectors tools (a) perforation gage, (b) magnifying glass, (c) watermark detector, and stamp tongs.

May 1951

STAMP COLLECTING



MERIT BADGE SERIES

BOY SCOUTS OF AMERICA

May 1951

STAMP COLLECTING

PREPARED BY
JAMES W. SHAVER

(The catalog numbers used in this pamphlet are all from
SCOTT'S STANDARD POSTAGE STAMP CATALOGUE,
unless specifically stated otherwise in the text.)

Copyright 1951 by

BOY SCOUTS OF AMERICA
2 PARK AVENUE, NEW YORK 16, N. Y.

Cat. No. 3359

Printed in U.S.A.

5000551

REQUIREMENTS

(Figures in parentheses refer to pages in this booklet.)

To obtain a Merit Badge for STAMP COLLECTING, do the following:

1. Mount and exhibit in a commercial album or an album of your own making:
 - a. a collection of 750 or more different stamps from at least 30 countries **(6)**;
 - OR
 - b. A collection of 150 or more different stamps from a single country or a group of closely related countries **(7)**;
 - OR
 - c. A collection of 75 or more different stamps on some special subject such as birds, trees, great men, music, aviation, etc. (Stamps may be from any number of countries) **(9)**;
 - OR
 - d. A collection of 200 or more special items such as pre-cancelled stamps, postage meters, revenue stamps, covers, postal stationery, etc. **(10)**

2. Demonstrate the use of the "Standard Postage Stamp Catalogue", or a catalogue particularly related to your collection in requirement 1, to find at least five items selected by the Counselor. **(37)**

3. Show stamps to support brief definitions of the following terms:

a. perforation (26)	e. cover (28)	i. surcharge (33)
b. imperforate (26)	f. mint stamp (28)	j. engraving (34)
c. roulette (27)	g. coil stamp (32)	k. printing process other than engraving (34)
d. cancellation (30)	h. overprint (33)	

4. Exhibit one stamp in each of the following classifications and explain the purpose of each: regular postage **(40)**, commemorative **(40)**, semi-postal **(41)**, air mail **(42)**, postage due **(43)**, envelope **(44)**, special delivery **(44)**, precancel **(45)**, and revenue **(46)**.

5. Explain the meaning of good condition of a stamp and show one stamp that is well-centered, fully perforated, clearly cancelled, clean, and undamaged by tears or thin spots. **(46-47)**


6. Demonstrate a knowledge of the following stamp collectors' tools:
 - a. Use a perforation gauge to determine, on a stamp supplied by the Counselor, the perforation measurement in accordance with the accepted standard. **(26)**
 - b. Use a magnifying glass for careful examination of design and condition. **(23)**
 - c. Use the watermark detector to show how a watermark may aid in identifying a stamp. **(24)**
 - d. Use stamp tongs and stamp hinges correctly in mounting a stamp in an album. **(21)**

- Johl, Max G., **THE UNITED STATES COMMEMORATIVE STAMPS OF THE TWENTIETH CENTURY.** New York: H. L. Lindquist Publication, 1947.
- Petersham, Maud and Miska, **AMERICA'S STAMPS, THE STORY OF ONE HUNDRED YEARS OF U. S. POSTAGE STAMPS.** New York: The Macmillan Company, 1947.
- Poole, Bertram W. H., **THE LURE OF THE POSTAGE STAMPS.** Philadelphia: National Philatelic Museum, 1950.
- Shawen, Lena, **A PRESIDENT'S HOBBY.** New York: H. L. Lindquist Publications, 1949.
- United States Post Office Department, **POSTAGE STAMPS OF THE UNITED STATES, 1847-1950.** Washington: United States Government Printing Office.
- Williams, L. N. and M., **STAMPS OF FAME.** London: Blandford Press, Ltd., 1949. (available from H. L. Lindquist Publications).

Books for Special Interest Fields

- Barrett, Otis Warren, **THE ANIMALS ON POSTAGE STAMPS.** New York: Scott Stamp & Coin Company, 1936.
- BIRD STAMPS OF ALL COUNTRIES.** New York: Grosset & Dunlap, 1935.
- Booth, Phebe, **SUBJECT MATTER OF PHILATELY.** Holton, Kansas: Gossip Printery, 1944
- Kimble, Ralph A., **COMMEMORATIVE POSTAGE STAMPS OF THE UNITED STATES.** New York: Grosset & Dunlap, 1936.
- Philatelic Who's Who Series, **WHO'S WHO ON THE POSTAGE STAMPS OF** (many countries of Central and South America covered in this series). Washington: Pan-American Union.
- "Spying Eye," **HANDBOOK ON PHILATELIC FORGERIES.** Chicago: The Maplewood Press (printer), 1948.
- Steiger, William C., and Pamperien, William, **A TYPE CHART OF UNITED STATES POSTAGE METERS.** Verona, N. J.: Stephen G. Rich, 1945.
- Thorsen, Harry D., Jr., **BOY SCOUT STAMPS OF THE WORLD.** Winnetka, Ill.: Harry D. Thorsen, Jr., 1950.

**Be Prepared
for your
Merit Badges!**



For the skills you need, to get ahead in Scouting, look to the pages of BOYS' LIFE.

Month after month, you can count on BOYS' LIFE for helpful articles on your Merit Badge interests:

on camping and cooking;

on fishing and archery;

on hobbies and Scoutcraft;


and dozens of other activities and vocations. Yes, you'll get more out of Scouting by reading BOYS' LIFE.

And you receive BOYS' LIFE at one-half the regular subscription rate if your Troop is on the Concession Plan.

See your Scoutmaster about it today!

Aug 1951

STAMP COLLECTING



MERIT BADGE SERIES

BOY SCOUTS OF AMERICA

Aug 1951

STAMP COLLECTING

PREPARED BY
JAMES W. SHAVER

(The catalog numbers used in this pamphlet are all from
SCOTT'S STANDARD POSTAGE STAMP CATALOGUE,
unless specifically stated otherwise in the text.)

Copyright 1951 by

BOY SCOUTS OF AMERICA
2 PARK AVENUE, NEW YORK 16, N. Y.

Cat. No. 3359

Printed in U.S.A.

5000851

REQUIREMENTS

(Figures in parentheses refer to pages in this booklet.)

To obtain a Merit Badge for STAMP COLLECTING, do the following:

1. Mount and exhibit in a commercial album or an album of your own making:
 - a. a collection of 750 or more different stamps from at least 30 countries **(6)**;
 - OR
 - b. A collection of 150 or more different stamps from a single country or a group of closely related countries **(7)**;
 - OR
 - c. A collection of 75 or more different stamps on some special subject such as birds, trees, great men, music, aviation, etc. (Stamps may be from any number of countries) **(9)**;
 - OR
 - d. A collection of 200 or more special items such as pre-cancelled stamps, postage meters, revenue stamps, covers, postal stationery, etc. **(10)**

2. Demonstrate the use of the "Standard Postage Stamp Catalogue", or a catalogue particularly related to your collection in requirement 1, to find at least five items selected by the Counselor. **(37)**

3. Show stamps to support brief definitions of the following terms:

a. perforation (26)	e. cover (28)	i. surcharge (33)
b. imperforate (26)	f. mint stamp (28)	j. engraving (34)
c. roulette (27)	g. coil stamp (32)	k. printing process other than engraving (34)
d. cancellation (30)	h. overprint (33)	

4. Exhibit one stamp in each of the following classifications and explain the purpose of each: regular postage **(40)**, commemorative **(40)**, semi-postal **(41)**, air mail **(42)**, postage due **(43)**, envelope **(44)**, special delivery **(44)**, precancel **(45)**, and revenue **(46)**.

5. Explain the meaning of good condition of a stamp and show one stamp that is well-centered, fully perforated, clearly cancelled, clean, and undamaged by tears or thin spots. **(46-47)**


6. Demonstrate a knowledge of the following stamp collectors' tools:
 - a. Use a perforation gauge to determine, on a stamp supplied by the Counselor, the perforation measurement in accordance with the accepted standard. **(26)**
 - b. Use a magnifying glass for careful examination of design and condition. **(23)**
 - c. Use the watermark detector to show how a watermark may aid in identifying a stamp. **(24)**
 - d. Use stamp tongs and stamp hinges correctly in mounting a stamp in an album. **(21)**

- Johl, Max G., **THE UNITED STATES COMMEMORATIVE STAMPS OF THE TWENTIETH CENTURY.** New York: H. L. Lindquist Publication, 1947.
- Petersham, Maud and Miska, **AMERICA'S STAMPS, THE STORY OF ONE HUNDRED YEARS OF U. S. POSTAGE STAMPS.** New York: The Macmillan Company, 1947.
- Poole, Bertram W. H., **THE LURE OF THE POSTAGE STAMPS.** Philadelphia: National Philatelic Museum, 1950.
- Shawen, Lena, **A PRESIDENT'S HOBBY.** New York: H. L. Lindquist Publications, 1949.
- United States Post Office Department, **POSTAGE STAMPS OF THE UNITED STATES, 1847-1950.** Washington: United States Government Printing Office.
- Williams, L. N. and M., **STAMPS OF FAME.** London: Blandford Press, Ltd., 1949. (available from H. L. Lindquist Publications).

Books for Special Interest Fields

- Barrett, Otis Warren, **THE ANIMALS ON POSTAGE STAMPS.** New York: Scott Stamp & Coin Company, 1936.
- BIRD STAMPS OF ALL COUNTRIES.** New York: Grosset & Dunlap, 1935.
- Booth, Phebe, **SUBJECT MATTER OF PHILATELY.** Holton, Kansas: Gossip Printery, 1944
- Kimble, Ralph A., **COMMEMORATIVE POSTAGE STAMPS OF THE UNITED STATES.** New York: Grosset & Dunlap, 1936.
- Philatelic Who's Who Series, **WHO'S WHO ON THE POSTAGE STAMPS OF** (many countries of Central and South America covered in this series). Washington: Pan-American Union.
- "Spying Eye," **HANDBOOK ON PHILATELIC FORGERIES.** Chicago: The Maplewood Press (printer), 1948.
- Steiger, William C., and Pamperien, William, **A TYPE CHART OF UNITED STATES POSTAGE METERS.** Verona, N. J.: Stephen G. Rich, 1945.
- Thorsen, Harry D., Jr., **BOY SCOUT STAMPS OF THE WORLD.** Winnetka, Ill.: Harry D. Thorsen, Jr., 1950.

**Be Prepared
for your
Merit Badges!**



For the skills you need, to get ahead in Scouting, look to the pages of BOYS' LIFE.

Month after month, you can count on BOYS' LIFE for helpful articles on your Merit Badge interests:

on camping and cooking;

on fishing and archery;

on hobbies and Scoutcraft;


and dozens of other activities and vocations. Yes, you'll get more out of Scouting by reading BOYS' LIFE.

And you receive BOYS' LIFE at one-half the regular subscription rate if your Troop is on the Concession Plan.

See your Scoutmaster about it today!

1952-06

STAMP COLLECTING



MERIT BADGE SERIES

BOY SCOUTS OF AMERICA

STAMP COLLECTING

PREPARED BY
JAMES W. SHAVER

(The catalog numbers used in this pamphlet are all from
SCOTT'S STANDARD POSTAGE STAMP CATALOGUE,
unless specifically stated otherwise in the text.)

Copyright 1951 by

BOY SCOUTS OF AMERICA
2 PARK AVENUE, NEW YORK 16, N. Y.

Cat. No. 3359

Printed in U.S.A.

7000652

REQUIREMENTS

(Figures in parentheses refer to pages in this booklet.)

To obtain a Merit Badge for STAMP COLLECTING, do the following:

1. Mount and exhibit in a commercial album or an album of your own making:
 - a. a collection of 750 or more different stamps from at least 30 countries **(6)**;
 - OR
 - b. A collection of 150 or more different stamps from a single country or a group of closely related countries **(7)**;
 - OR
 - c. A collection of 75 or more different stamps on some special subject such as birds, trees, great men, music, aviation, etc. (Stamps may be from any number of countries) **(9)**;
 - OR
 - d. A collection of 200 or more special items such as pre-cancelled stamps, postage meters, revenue stamps, covers, postal stationery, etc. **(10)**

2. Demonstrate the use of the "Standard Postage Stamp Catalogue", or a catalogue particularly related to your collection in requirement 1, to find at least five items selected by the Counselor. **(37)**

3. Show stamps to support brief definitions of the following terms:

a. perforation (26)	e. cover (28)	i. surcharge (33)
b. imperforate (26)	f. mint stamp (28)	j. engraving (34)
c. roulette (27)	g. coil stamp (32)	k. printing process other than engraving (34)
d. cancellation (30)	h. overprint (33)	

4. Exhibit one stamp in each of the following classifications and explain the purpose of each: regular postage **(40)**, commemorative **(40)**, semi-postal **(41)**, air mail **(42)**, postage due **(43)**, envelope **(44)**, special delivery **(44)**, precancel **(45)**, and revenue **(46)**.

5. Explain the meaning of good condition of a stamp and show one stamp that is well-centered, fully perforated, clearly cancelled, clean, and undamaged by tears or thin spots. **(46-47)**


6. Demonstrate a knowledge of the following stamp collectors' tools:
 - a. Use a perforation gauge to determine, on a stamp supplied by the Counselor, the perforation measurement in accordance with the accepted standard. **(26)**
 - b. Use a magnifying glass for careful examination of design and condition. **(23)**
 - c. Use the watermark detector to show how a watermark may aid in identifying a stamp. **(24)**
 - d. Use stamp tongs and stamp hinges correctly in mounting a stamp in an album. **(21)**

- Johl, Max G., **THE UNITED STATES COMMEMORATIVE STAMPS OF THE TWENTIETH CENTURY.** New York: H. L. Lindquist Publication, 1947.
- Petersham, Maud and Miska, **AMERICA'S STAMPS, THE STORY OF ONE HUNDRED YEARS OF U. S. POSTAGE STAMPS.** New York: The Macmillan Company, 1947.
- Poole, Bertram W. H., **THE LURE OF THE POSTAGE STAMPS.** Philadelphia: National Philatelic Museum, 1950.
- Shawen, Lena, **A PRESIDENT'S HOBBY.** New York: H. L. Lindquist Publications, 1949.
- United States Post Office Department, **POSTAGE STAMPS OF THE UNITED STATES, 1847-1950.** Washington: United States Government Printing Office.
- Williams, L. N. and M., **STAMPS OF FAME.** London: Blandford Press, Ltd., 1949. (available from H. L. Lindquist Publications).

Books for Special Interest Fields

- Barrett, Otis Warren, **THE ANIMALS ON POSTAGE STAMPS.** New York: Scott Stamp & Coin Company, 1936.
- BIRD STAMPS OF ALL COUNTRIES.** New York: Grosset & Dunlap, 1935.
- Booth, Phebe, **SUBJECT MATTER OF PHILATELY.** Holton, Kansas: Gossip Printery, 1944
- Kimble, Ralph A., **COMMEMORATIVE POSTAGE STAMPS OF THE UNITED STATES.** New York: Grosset & Dunlap, 1936.
- Philatelic Who's Who Series, **WHO'S WHO ON THE POSTAGE STAMPS OF** (many countries of Central and South America covered in this series). Washington: Pan-American Union.
- "Spying Eye," **HANDBOOK ON PHILATELIC FORGERIES.** Chicago: The Maplewood Press (printer), 1948.
- Steiger, William C., and Pamperien, William, **A TYPE CHART OF UNITED STATES POSTAGE METERS.** Verona, N. J.: Stephen G. Rich, 1945.
- Thorsen, Harry D., Jr., **BOY SCOUT STAMPS OF THE WORLD.** Chicago: Redson-Rice, 1950.

**READ BOYS' LIFE—
PREPARE FOR YOUR
STAMP COLLECTING
MERIT BADGE!**



Stamp collecting is one of the most popular of all hobbies—one that many Scouts are interested in. Now that you're getting your collection up to a size where you can use it to help earn the Stamp Collecting Merit Badge, you are going to need some help.

You can count on lots of help—from your Merit Badge Counselor—this Merit Badge Pamphlet—and BOYS' LIFE.


Pre-cancels, perforations, printing processes, postage meters—you get up-to-date stamp information from the regular BOYS' LIFE stamp column, "About Stamps," written by W. Arthur McKinney.

Month after month, you can rely on BOYS' LIFE for good, sound information on your Merit Badge interests. All this and plenty of reading fun too . . . exciting sports, science-fiction, and adventure stories . . . the latest news and tips on camping, hobbies, and crafts.



Best of all, you receive BOYS' LIFE at one-half the regular subscription price through the Troop Concession Plan. See your Unit Leader about it at the next meeting!

1952-11



STAMP COLLECTING



MERIT BADGE SERIES

BOY SCOUTS OF AMERICA

STAMP COLLECTING

PREPARED BY
JAMES W. SHAVER

(The catalog numbers used in this pamphlet are all from
SCOTT'S STANDARD POSTAGE STAMP CATALOGUE,
unless specifically stated otherwise in the text.)

Copyright 1951 by

BOY SCOUTS OF AMERICA
2 PARK AVENUE, NEW YORK 16, N. Y.

Cat. No. 3359

Printed in U.S.A.

100001152

REQUIREMENTS

(Figures in parentheses refer to pages in this booklet.)

To obtain a Merit Badge for STAMP COLLECTING, do the following:

1. Mount and exhibit in a commercial album or an album of your own making:
 - a. a collection of 750 or more different stamps from at least 30 countries **(6)**;
 - OR
 - b. A collection of 150 or more different stamps from a single country or a group of closely related countries **(7)**;
 - OR
 - c. A collection of 75 or more different stamps on some special subject such as birds, trees, great men, music, aviation, etc. (Stamps may be from any number of countries) **(9)**;
 - OR
 - d. A collection of 200 or more special items such as pre-cancelled stamps, postage meters, revenue stamps, covers, postal stationery, etc. **(10)**

2. Demonstrate the use of the "Standard Postage Stamp Catalogue", or a catalogue particularly related to your collection in requirement 1, to find at least five items selected by the Counselor. **(37)**

3. Show stamps to support brief definitions of the following terms:

a. perforation (26)	e. cover (28)	i. surcharge (33)
b. imperforate (26)	f. mint stamp (28)	j. engraving (34)
c. roulette (27)	g. coil stamp (32)	k. printing process other than engraving (34)
d. cancellation (30)	h. overprint (33)	

4. Exhibit one stamp in each of the following classifications and explain the purpose of each: regular postage **(40)**, commemorative **(40)**, semi-postal **(41)**, air mail **(42)**, postage due **(43)**, envelope **(44)**, special delivery **(44)**, precancel **(45)**, and revenue **(46)**.

5. Explain the meaning of good condition of a stamp and show one stamp that is well-centered, fully perforated, clearly cancelled, clean, and undamaged by tears or thin spots. **(46-47)**


6. Demonstrate a knowledge of the following stamp collectors' tools:
 - a. Use a perforation gauge to determine, on a stamp supplied by the Counselor, the perforation measurement in accordance with the accepted standard. **(26)**
 - b. Use a magnifying glass for careful examination of design and condition. **(23)**
 - c. Use the watermark detector to show how a watermark may aid in identifying a stamp. **(24)**
 - d. Use stamp tongs and stamp hinges correctly in mounting a stamp in an album. **(21)**

- Johl, Max G., **THE UNITED STATES COMMEMORATIVE STAMPS OF THE TWENTIETH CENTURY**. New York: H. L. Lindquist Publication, 1947.
- Petersham, Maud and Miska, **AMERICA'S STAMPS, THE STORY OF ONE HUNDRED YEARS OF U. S. POSTAGE STAMPS**. New York: The Macmillan Company, 1947.
- Poole, Bertram W. H., **THE LURE OF THE POSTAGE STAMPS**. Philadelphia: National Philatelic Museum, 1950.
- Shawen, Lena, **A PRESIDENT'S HOBBY**. New York: H. L. Lindquist Publications, 1949.
- United States Post Office Department, **POSTAGE STAMPS OF THE UNITED STATES, 1847-1950**. Washington: United States Government Printing Office.
- Williams, L. N. and M., **STAMPS OF FAME**. London: Blandford Press, Ltd., 1949. (available from H. L. Lindquist Publications).

Books for Special Interest Fields

- Barrett, Otis Warren, **THE ANIMALS ON POSTAGE STAMPS**. New York: Scott Stamp & Coin Company, 1936.
- BIRD STAMPS OF ALL COUNTRIES**. New York: Grosset & Dunlap, 1935.
- Booth, Phebe, **SUBJECT MATTER OF PHILATELY**. Holton, Kansas: Gossip Printery, 1944
- Kimble, Ralph A., **COMMEMORATIVE POSTAGE STAMPS OF THE UNITED STATES**. New York: Grosset & Dunlap, 1936.
- Philatelic Who's Who Series, **WHO'S WHO ON THE POSTAGE STAMPS OF** (many countries of Central and South America covered in this series). Washington: Pan-American Union.
- "Spying Eye," **HANDBOOK ON PHILATELIC FORGERIES**. Chicago: The Maplewood Press (printer), 1948.
- Steiger, William C., and Pamperien, William, **A TYPE CHART OF UNITED STATES POSTAGE METERS**. Verona, N. J.: Stephen G. Rich, 1945.
- Thorsen, Harry D., Jr., **BOY SCOUT STAMPS OF THE WORLD**. Winnetka, Ill.: Harry D. Thorsen, Jr., 1950.

**READ BOYS' LIFE—
PREPARE FOR YOUR
STAMP COLLECTING
MERIT BADGE!**



Stamp collecting is one of the most popular of all hobbies—one that many Scouts are interested in. Now that you're getting your collection up to a size where you can use it to help earn the Stamp Collecting Merit Badge, you are going to need some help.

You can count on lots of help—from your Merit Badge Counselor—this Merit Badge Pamphlet—and BOYS' LIFE.

Pre-cancels, perforations, printing processes, postage meters—you get up-to-date stamp information from the regular BOYS' LIFE stamp column, "About Stamps," written by W. Arthur McKinney.


Month after month, you can rely on BOYS' LIFE for good, sound information on your Merit Badge interests. All this and plenty of reading fun too . . . exciting sports, science-fiction, and adventure stories . . . the latest news and tips on camping, hobbies, and crafts.



Best of all, you receive BOYS' LIFE at one-half the regular subscription price through the Troop Concession Plan. See your Unit Leader about it at the next meeting!

1953

STAMP COLLECTING



MERIT BADGE SERIES

BOY SCOUTS OF AMERICA

1953

STAMP COLLECTING

PREPARED BY
JAMES W. SHAVER

(The catalog numbers used in this pamphlet are all from
SCOTT'S STANDARD POSTAGE STAMP CATALOGUE,
unless specifically stated otherwise in the text.)

Copyright 1951 by

BOY SCOUTS OF AMERICA
2 PARK AVENUE, NEW YORK 16, N. Y.

Cat. No. 3359

Printed in U.S.A.

15M553

REQUIREMENTS

(Figures in parentheses refer to pages in this booklet.)

To obtain a Merit Badge for STAMP COLLECTING, do the following:

1. Mount and exhibit in a commercial album or an album of your own making:
 - a. a collection of 750 or more different stamps from at least 30 countries **(6)**;
 - OR
 - b. A collection of 150 or more different stamps from a single country or a group of closely related countries **(7)**;
 - OR
 - c. A collection of 75 or more different stamps on some special subject such as birds, trees, great men, music, aviation, etc. (Stamps may be from any number of countries) **(9)**;
 - OR
 - d. A collection of 200 or more special items such as pre-cancelled stamps, postage meters, revenue stamps, covers, postal stationery, etc. **(10)**

2. Demonstrate the use of the "Standard Postage Stamp Catalogue", or a catalogue particularly related to your collection in requirement 1, to find at least five items selected by the Counselor. **(37)**

3. Show stamps to support brief definitions of the following terms:

a. perforation (26)	e. cover (28)	i. surcharge (33)
b. imperforate (26)	f. mint stamp (28)	j. engraving (34)
c. roulette (27)	g. coil stamp (32)	k. printing process other than engraving (34)
d. cancellation (30)	h. overprint (33)	

4. Exhibit one stamp in each of the following classifications and explain the purpose of each: regular postage **(40)**, commemorative **(40)**, semi-postal **(41)**, air mail **(42)**, postage due **(43)**, envelope **(44)**, special delivery **(44)**, precancel **(45)**, and revenue **(46)**.

5. Explain the meaning of good condition of a stamp and show one stamp that is well-centered, fully perforated, clearly cancelled, clean, and undamaged by tears or thin spots. **(46-47)**

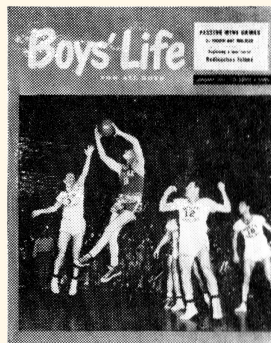
6. Demonstrate a knowledge of the following stamp collectors' tools:
 - a. Use a perforation gauge to determine, on a stamp supplied by the Counselor, the perforation measurement in accordance with the accepted standard. **(26)**
 - b. Use a magnifying glass for careful examination of design and condition. **(23)**
 - c. Use the watermark detector to show how a watermark may aid in identifying a stamp. **(24)**
 - d. Use stamp tongs and stamp hinges correctly in mounting a stamp in an album. **(21)**

- Johl, Max G., **THE UNITED STATES COMMEMORATIVE STAMPS OF THE TWENTIETH CENTURY.** New York: H. L. Lindquist Publication, 1947.
- Petersham, Maud and Miska, **AMERICA'S STAMPS, THE STORY OF ONE HUNDRED YEARS OF U. S. POSTAGE STAMPS.** New York: The Macmillan Company, 1947.
- Poole, Bertram W. H., **THE LURE OF THE POSTAGE STAMPS.** Philadelphia: National Philatelic Museum, 1950.
- Shawen, Lena, **A PRESIDENT'S HOBBY.** New York: H. L. Lindquist Publications, 1949.
- United States Post Office Department, **POSTAGE STAMPS OF THE UNITED STATES, 1847-1950.** Washington: United States Government Printing Office.
- Williams, L. N. and M., **STAMPS OF FAME.** London: Blandford Press, Ltd., 1949. (available from H. L. Lindquist Publications).

Books for Special Interest Fields

- Barrett, Otis Warren, **THE ANIMALS ON POSTAGE STAMPS.** New York: Scott Stamp & Coin Company, 1936.
- BIRD STAMPS OF ALL COUNTRIES.** New York: Grosset & Dunlap, 1935.
- Booth, Phebe, **SUBJECT MATTER OF PHILATELY.** Holton, Kansas: Gossip Printery, 1944
- Kimble, Ralph A., **COMMEMORATIVE POSTAGE STAMPS OF THE UNITED STATES.** New York: Grosset & Dunlap, 1936.
- Philatelic Who's Who Series, **WHO'S WHO ON THE POSTAGE STAMPS OF** (many countries of Central and South America covered in this series). Washington: Pan-American Union.
- "Spying Eye," **HANDBOOK ON PHILATELIC FORGERIES.** Chicago: The Maplewood Press (printer), 1948.
- Steiger, William C., and Pamperien, William, **A TYPE CHART OF UNITED STATES POSTAGE METERS.** Verona, N. J.: Stephen G. Rich, 1945.
- Thorsen, Harry D., Jr., **BOY SCOUT STAMPS OF THE WORLD.** Chicago: Redson-Rice, 1950.

**READ BOYS' LIFE—
PREPARE FOR YOUR
STAMP COLLECTING
MERIT BADGE!**



Stamp collecting is one of the most popular of all hobbies—one that many Scouts are interested in. Now that you're getting your collection up to a size where you can use it to help earn the Stamp Collecting Merit Badge, you are going to need some help.

You can count on lots of help—from your Merit Badge Counselor—this Merit Badge Pamphlet—and BOYS' LIFE.

Pre-cancels, perforations, printing processes, postage meters—you get up-to-date stamp information from the regular BOYS' LIFE stamp column, "About Stamps," written by W. Arthur McKinney.

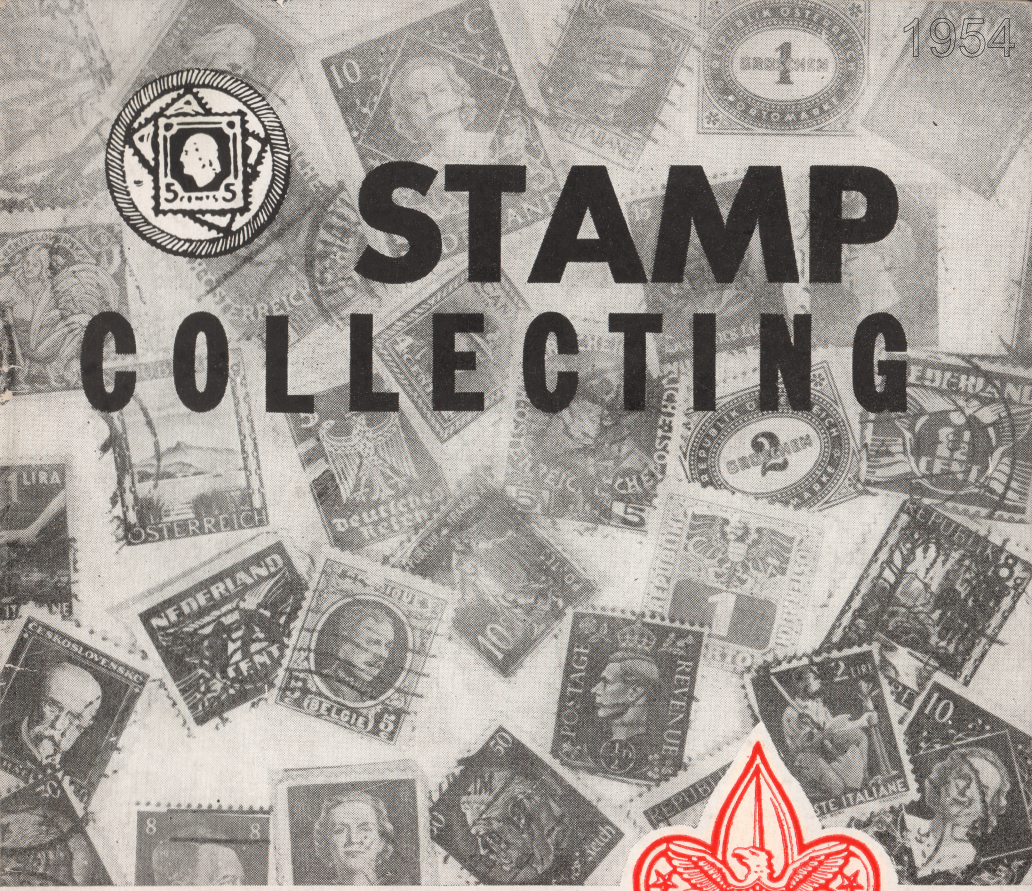
Month after month, you can rely on BOYS' LIFE for good, sound information on your Merit Badge interests. All this and plenty of reading fun too . . . exciting sports, science-fiction, and adventure stories . . . the latest news and tips on camping, hobbies, and crafts.



Best of all, you receive BOYS' LIFE at one-half the regular subscription price through the Troop Concession Plan. See your Unit Leader about it at the next meeting!

1954

STAMP COLLECTING



MERIT BADGE SERIES

BOY SCOUTS OF AMERICA

STAMP COLLECTING

PREPARED BY
JAMES W. SHAVER

(The catalog numbers used in this pamphlet are all from
SCOTT'S STANDARD POSTAGE STAMP CATALOGUE,
unless specifically stated otherwise in the text.)

Copyright 1951 by

BOY SCOUTS OF AMERICA
2 PARK AVENUE, NEW YORK 16, N. Y.

REQUIREMENTS

(Figures in parentheses refer to pages in this booklet.)

To obtain a Merit Badge for STAMP COLLECTING, do the following:

1. Mount and exhibit in a commercial album or an album of your own making:
 - a. a collection of 750 or more different stamps from at least 30 countries **(6)**;
 - OR
 - b. A collection of 150 or more different stamps from a single country or a group of closely related countries **(7)**;
 - OR
 - c. A collection of 75 or more different stamps on some special subject such as birds, trees, great men, music, aviation, etc. (Stamps may be from any number of countries) **(9)**;
 - OR
 - d. A collection of 200 or more special items such as pre-cancelled stamps, postage meters, revenue stamps, covers, postal stationery, etc. **(10)**
2. Demonstrate the use of the "Standard Postage Stamp Catalogue", or a catalogue particularly related to your collection in requirement 1, to find at least five items selected by the Counselor. **(37)**
3. Show stamps to support brief definitions of the following terms:

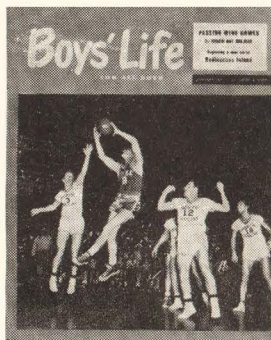
a. perforation (26)	e. cover (28)	i. surcharge (33)
b. imperforate (26)	f. mint stamp (28)	j. engraving (34)
c. roulette (27)	g. coil stamp (32)	k. printing process other than engraving (34)
d. cancellation (30)	h. overprint (33)	
4. Exhibit one stamp in each of the following classifications and explain the purpose of each: regular postage **(40)**, commemorative **(40)**, semi-postal **(41)**, air mail **(42)**, postage due **(43)**, envelope **(44)**, special delivery **(44)**, precancel **(45)**, and revenue **(46)**.
5. Explain the meaning of good condition of a stamp and show one stamp that is well-centered, fully perforated, clearly cancelled, clean, and undamaged by tears or thin spots. **(46-47)**
6. Demonstrate a knowledge of the following stamp collectors' tools:
 - a. Use a perforation gauge to determine, on a stamp supplied by the Counselor, the perforation measurement in accordance with the accepted standard. **(26)**
 - b. Use a magnifying glass for careful examination of design and condition. **(23)**
 - c. Use the watermark detector to show how a watermark may aid in identifying a stamp. **(24)**
 - d. Use stamp tongs and stamp hinges correctly in mounting a stamp in an album. **(27)**

- Johl, Max G., **THE UNITED STATES COMMEMORATIVE STAMPS OF THE TWENTIETH CENTURY.** New York: H. L. Lindquist Publication, 1947.
- Petersham, Maud and Miska, **AMERICA'S STAMPS, THE STORY OF ONE HUNDRED YEARS OF U. S. POSTAGE STAMPS.** New York: The Macmillan Company, 1947.
- Poole, Bertram W. H., **THE LURE OF THE POSTAGE STAMPS.** Philadelphia: National Philatelic Museum, 1950.
- Shawen, Lena, **A PRESIDENT'S HOBBY.** New York: H. L. Lindquist Publications, 1949.
- United States Post Office Department, **POSTAGE STAMPS OF THE UNITED STATES, 1847-1950.** Washington: United States Government Printing Office.
- Williams, L. N. and M., **STAMPS OF FAME.** London: Blandford Press, Ltd., 1949. (available from H. L. Lindquist Publications).

Books for Special Interest Fields

- Barrett, Otis Warren, **THE ANIMALS ON POSTAGE STAMPS.** New York: Scott Stamp & Coin Company, 1936.
- BIRD STAMPS OF ALL COUNTRIES.** New York: Grosset & Dunlap, 1935.
- Booth, Phebe, **SUBJECT MATTER OF PHILATELY.** Holton, Kansas: Gossip Printery, 1944
- Kimble, Ralph A., **COMMEMORATIVE POSTAGE STAMPS OF THE UNITED STATES.** New York: Grosset & Dunlap, 1936.
- Philatelic Who's Who Series, **WHO'S WHO ON THE POSTAGE STAMPS OF** (many countries of Central and South America covered in this series). Washington: Pan-American Union.
- "Spying Eye," **HANDBOOK ON PHILATELIC FORGERIES.** Chicago: The Maplewood Press (printer), 1948.
- Steiger, William C., and Pamperien, William, **A TYPE CHART OF UNITED STATES POSTAGE METERS.** Verona, N. J.: Stephen G. Rich, 1945.
- Thorsen, Harry D., Jr., **BOY SCOUT STAMPS OF THE WORLD.** Chicago: Redson-Rice, 1950.

**READ BOYS' LIFE—
PREPARE FOR YOUR
STAMP COLLECTING
MERIT BADGE!**



Stamp collecting is one of the most popular of all hobbies—one that many Scouts are interested in. Now that you're getting your collection up to a size where you can use it to help earn the Stamp Collecting Merit Badge, you are going to need some help.

You can count on lots of help—from your Merit Badge Counselor—this Merit Badge Pamphlet—and BOYS' LIFE.


Pre-cancels, perforations, printing processes, postage meters—you get up-to-date stamp information from the regular BOYS' LIFE stamp column, "About Stamps," written by W. Arthur McKinney.

Month after month, you can rely on BOYS' LIFE for good, sound information on your Merit Badge interests. All this and plenty of reading fun too . . . exciting sports, science-fiction, and adventure stories . . . the latest news and tips on camping, hobbies, and crafts.



1955

STAMP COLLECTING



MERIT BADGE SERIES

BOY SCOUTS OF AMERICA

STAMP COLLECTING

PREPARED BY
JAMES W. SHAVER

(The catalog numbers used in this pamphlet are all from
SCOTT'S STANDARD POSTAGE STAMP CATALOGUE,
unless specifically stated otherwise in the text.)

Copyright 1951 by

B O Y S C O U T S O F A M E R I C A
N A T I O N A L C O U N C I L , N E W B R U N S W I C K , N . J .

REQUIREMENTS

(Figures in parentheses refer to pages in this booklet.)

To obtain a Merit Badge for **STAMP COLLECTING**, do the following:

1. Mount and exhibit in a commercial album or an album of your own making:
 - a. a collection of 750 or more different stamps from at least 30 countries (6);
 - OR
 - b. A collection of 150 or more different stamps from a single country or a group of closely related countries (7);
 - OR
 - c. A collection of 75 or more different stamps on some special subject such as birds, trees, great men, music, aviation, etc. (Stamps may be from any number of countries) (9);
 - OR
 - d. A collection of 200 or more special items such as pre-cancelled stamps, postage meters, revenue stamps, covers, postal stationery, etc. (10)

2. Demonstrate the use of the "Standard Postage Stamp Catalogue", or a catalogue particularly related to your collection in requirement 1, to find at least five items selected by the Counselor. (37)

3. Show stamps to support brief definitions of the following terms:

a. perforation (26)	e. cover (28)	i. surcharge (33)
b. imperforate (26)	f. mint stamp (28)	j. engraving (34)
c. roulette (27)	g. coil stamp (32)	k. printing process other than engraving (34)
d. cancellation (30)	h. overprint (33)	

4. Exhibit one stamp in each of the following classifications and explain the purpose of each: regular postage (40), commemorative (40), semi-postal (41), air mail (42), postage due (43), envelope (44), special delivery (44), precancel (45), and revenue (46).

5. Explain the meaning of good condition of a stamp and show one stamp that is well-centered, fully perforated, clearly cancelled, clean, and undamaged by tears or thin spots. (46-47)

6. Demonstrate a knowledge of the following stamp collectors' tools:
 - a. Use a perforation gauge to determine, on a stamp supplied by the Counselor, the perforation measurement in accordance with the accepted standard. (26)
 - b. Use a magnifying glass for careful examination of design and condition. (23)
 - c. Use the watermark detector to show how a watermark may aid in identifying a stamp. (24)

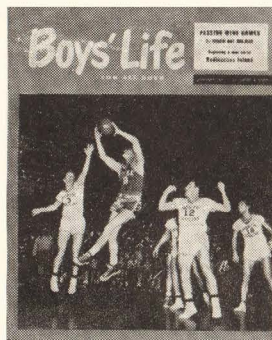
- d. Use stamp tongs and stamp hinges correctly in mounting a stamp in an album. (21)

- Johl, Max G., **THE UNITED STATES COMMEMORATIVE STAMPS OF THE TWENTIETH CENTURY.** New York: H. L. Lindquist Publication, 1947.
- Petersham, Maud and Miska, **AMERICA'S STAMPS, THE STORY OF ONE HUNDRED YEARS OF U. S. POSTAGE STAMPS.** New York: The Macmillan Company, 1947.
- Poole, Bertram W. H., **THE LURE OF THE POSTAGE STAMPS.** Philadelphia: National Philatelic Museum, 1950.
- Shawen, Lena, **A PRESIDENT'S HOBBY.** New York: H. L. Lindquist Publications, 1949.
- United States Post Office Department, **POSTAGE STAMPS OF THE UNITED STATES, 1847-1950.** Washington: United States Government Printing Office.
- Williams, L. N. and M., **STAMPS OF FAME.** London: Blandford Press, Ltd., 1949. (available from H. L. Lindquist Publications).

Books for Special Interest Fields

- Barrett, Otis Warren, **THE ANIMALS ON POSTAGE STAMPS.** New York: Scott Stamp & Coin Company, 1936.
- BIRD STAMPS OF ALL COUNTRIES.** New York: Grosset & Dunlap, 1935.
- Booth, Phebe, **SUBJECT MATTER OF PHILATELY.** Holton, Kansas: Gossip Printery, 1944
- Kimble, Ralph A., **COMMEMORATIVE POSTAGE STAMPS OF THE UNITED STATES.** New York: Grosset & Dunlap, 1936.
- Philatelic Who's Who Series, **WHO'S WHO ON THE POSTAGE STAMPS OF** (many countries of Central and South America covered in this series). Washington: Pan-American Union.
- "Spying Eye," **HANDBOOK ON PHILATELIC FORGERIES.** Chicago: The Maplewood Press (printer), 1948.
- Steiger, William C., and Pamperien, William, **A TYPE CHART OF UNITED STATES POSTAGE METERS.** Verona, N. J.: Stephen G. Rich, 1945.
- Thorsen, Harry D., Jr., **BOY SCOUT STAMPS OF THE WORLD.** Chicago: Redson-Rice, 1950.

**READ BOYS' LIFE—
PREPARE FOR YOUR
STAMP COLLECTING
MERIT BADGE!**



Stamp collecting is one of the most popular of all hobbies—one that many Scouts are interested in. Now that you're getting your collection up to a size where you can use it to help earn the Stamp Collecting Merit Badge, you are going to need some help.

You can count on lots of help—from your Merit Badge Counselor—this Merit Badge Pamphlet—and BOYS' LIFE.

Pre-cancels, perforations, printing processes, postage meters—you get up-to-date stamp information from the regular BOYS' LIFE stamp column, "About Stamps," written by W. Arthur McKinney.

Month after month, you can rely on BOYS' LIFE for good, sound information on your Merit Badge interests. All this and plenty of reading fun too . . . exciting sports, science-fiction, and adventure stories . . . the latest news and tips on camping, hobbies, and crafts.



1956



STAMP COLLECTING



MERIT BADGE SERIES

BOY SCOUTS OF AMERICA

1956

STAMP COLLECTING

PREPARED BY
JAMES W. SHAVER

(The catalogue numbers used in this pamphlet are all from
SCOTT'S STANDARD POSTAGE STAMP CATALOGUE,
unless specifically stated otherwise in the text.)

Copyright 1951 By

BOY SCOUTS OF AMERICA
NEW BRUNSWICK NEW JERSEY

No. 3359—25 Cents

Printed in U.S.A.

15M1156

REQUIREMENTS

(Figures in parentheses refer to pages in this booklet.)

To obtain a Merit Badge for **STAMP COLLECTING**, do the following:

1. Mount and exhibit in a commercial album or an album of your own making:
 - a. a collection of 750 or more different stamps from at least 30 countries (6);

OR

 - b. A collection of 150 or more different stamps from a single country or a group of closely related countries (7);

OR

 - c. A collection of 75 or more different stamps on some special subject such as birds, trees, great men, music, aviation, etc. (Stamps may be from any number of countries) (9);

OR

 - d. A collection of 200 or more special items such as pre-cancelled stamps, postage meters, revenue stamps, covers, postal stationery, etc. (10)

2. Demonstrate the use of the "Standard Postage Stamp Catalogue", or a catalogue particularly related to your collection in requirement 1, to find at least five items selected by the Counselor. (37)

3. Show stamps to support brief definitions of the following terms:

a. perforation (26)	e. cover (28)	i. surcharge (33)
b. imperforate (26)	f. mint stamp (28)	j. engraving (34)
c. roulette (27)	g. coil stamp (32)	k. printing process other than engraving (34)
d. cancellation (30)	h. overprint (33)	

4. Exhibit one stamp in each of the following classifications and explain the purpose of each: regular postage (40), commemorative (40), semi-postal (41), air mail (42), postage due (43), envelope (44), special delivery (44), precancel (45), and revenue (46).

5. Explain the meaning of good condition of a stamp and show one stamp that is well-centered, fully perforated, clearly cancelled, clean, and undamaged by tears or thin spots. (46-47)

6. Demonstrate a knowledge of the following stamp collectors' tools:
 - a. Use a perforation gauge to determine, on a stamp supplied by the Counselor, the perforation measurement in accordance with the accepted standard. (26)
 - b. Use a magnifying glass for careful examination of design and condition. (23)
 - c. Use the watermark detector to show how a watermark may aid in identifying a stamp. (24)


- d. Use stamp tongs and stamp hinges correctly in mounting a stamp in an album. (21)

- Johl, Max G., **THE UNITED STATES COMMEMORATIVE STAMPS OF THE TWENTIETH CENTURY**. New York: H. L. Lindquist Publication, 1947.
- Petersham, Maud and Miska, **AMERICA'S STAMPS, THE STORY OF ONE HUNDRED YEARS OF U. S. POSTAGE STAMPS**. New York: The Macmillan Company, 1947.
- Poole, Bertram W. H., **THE LURE OF THE POSTAGE STAMPS**. Philadelphia: National Philatelic Museum, 1950.
- Shawen, Lena, **A PRESIDENT'S HOBBY**. New York: H. L. Lindquist Publications, 1949.
- United States Post Office Department, **POSTAGE STAMPS OF THE UNITED STATES, 1847-1950**. Washington: United States Government Printing Office.
- Williams, L. N. and M., **STAMPS OF FAME**. London: Blandford Press, Ltd., 1949. (available from H. L. Lindquist Publications).

Books for Special Interest Fields

- Barrett, Otis Warren, **THE ANIMALS ON POSTAGE STAMPS**. New York: Scott Stamp & Coin Company, 1936.
- BIRD STAMPS OF ALL COUNTRIES**. New York: Grosset & Dunlap, 1935.
- Booth, Phebe, **SUBJECT MATTER OF PHILATELY**. Holton, Kansas: Gossip Printery, 1944
- Kimble, Ralph A., **COMMEMORATIVE POSTAGE STAMPS OF THE UNITED STATES**. New York: Grosset & Dunlap, 1936.
- Philatelic Who's Who Series, **WHO'S WHO ON THE POSTAGE STAMPS OF** (many countries of Central and South America covered in this series). Washington: Pan-American Union.
- "Spying Eye," **HANDBOOK ON PHILATELIC FORGERIES**. Chicago: The Maplewood Press (printer), 1948.
- Steiger, William C., and Pamperien, William, **A TYPE CHART OF UNITED STATES POSTAGE METERS**. Verona, N. J.: Stephen G. Rich, 1945.
- Thorsen, Harry D., Jr., **BOY SCOUT STAMPS OF THE WORLD**. Chicago: Redson-Rice, 1950.

**READ BOYS' LIFE—
PREPARE FOR YOUR
STAMP COLLECTING
MERIT BADGE!**




Stamp collecting is one of the most popular of all hobbies—one that many Scouts are interested in. Now that you're getting your collection up to a size where you can use it to help earn the Stamp Collecting Merit Badge, you are going to need some help.

You can count on lots of help—from your Merit Badge Counselor—this Merit Badge Pamphlet—and BOYS' LIFE.

Pre-cancels, perforations, printing processes, postage meters—you get up-to-date stamp information from the regular BOYS' LIFE stamp column, "About Stamps," written by W. Arthur McKinney.

Month after month, you can rely on BOYS' LIFE for good, sound information on your Merit Badge interests. All this and plenty of reading fun too . . . exciting sports, science-fiction, and adventure stories . . . the latest news and tips on camping, hobbies, and crafts.





STAMP COLLECTING



MERIT BADGE SERIES

BOY SCOUTS OF AMERICA

STAMP COLLECTING

PREPARED BY
JAMES W. SHAVER

(The catalogue numbers used in this pamphlet are all from
SCOTT'S STANDARD POSTAGE STAMP CATALOGUE,
unless specifically stated otherwise in the text.)

1957 PRINTING

Copyright 1951 By

B O Y S C O U T S O F A M E R I C A

NEW BRUNSWICK

NEW JERSEY

No. 3359—25 Cents

Printed in U.S.A.

16M1057

REQUIREMENTS

(Figures in parentheses refer to pages in this booklet.)

To obtain a Merit Badge for **STAMP COLLECTING**, do the following:

1. Mount and exhibit in a commercial album or an album of your own making:
 - a. a collection of 750 or more different stamps from at least 30 countries (6);
 - OR
 - b. A collection of 150 or more different stamps from a single country or a group of closely related countries (7);
 - OR
 - c. A collection of 75 or more different stamps on some special subject such as birds, trees, great men, music, aviation, etc. (Stamps may be from any number of countries) (9);
 - OR
 - d. A collection of 200 or more special items such as pre-cancelled stamps, postage meters, revenue stamps, covers, postal stationery, etc. (10)

2. Demonstrate the use of the "Standard Postage Stamp Catalogue", or a catalogue particularly related to your collection in requirement 1, to find at least five items selected by the Counselor. (37)

3. Show stamps to support brief definitions of the following terms:

a. perforation (26)	e. cover (28)	i. surcharge (33)
b. imperforate (26)	f. mint stamp (28)	j. engraving (34)
c. roulette (27)	g. coil stamp (32)	k. printing process other than engraving (34)
d. cancellation (30)	h. overprint (33)	

4. Exhibit one stamp in each of the following classifications and explain the purpose of each: regular postage (40), commemorative (40), semi-postal (41), air mail (42), postage due (43), envelope (44), special delivery (44), precancel (45), and revenue (46).

5. Explain the meaning of good condition of a stamp and show one stamp that is well-centered, fully perforated, clearly cancelled, clean, and undamaged by tears or thin spots. (46-47)

6. Demonstrate a knowledge of the following stamp collectors' tools:
 - a. Use a perforation gauge to determine, on a stamp supplied by the Counselor, the perforation measurement in accordance with the accepted standard. (26)
 - b. Use a magnifying glass for careful examination of design and condition. (23)
 - c. Use the watermark detector to show how a watermark may aid in identifying a stamp. (24)

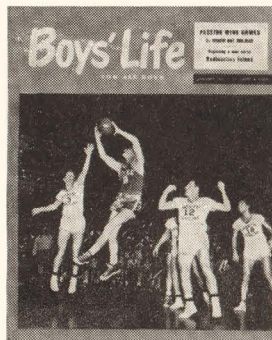
- d. Use stamp tongs and stamp hinges correctly in mounting a stamp in an album. (21)

- Johl, Max G., **THE UNITED STATES COMMEMORATIVE STAMPS OF THE TWENTIETH CENTURY.** New York: H. L. Lindquist Publication, 1947.
- Petersham, Maud and Miska, **AMERICA'S STAMPS, THE STORY OF ONE HUNDRED YEARS OF U. S. POSTAGE STAMPS.** New York: The Macmillan Company, 1947.
- Poole, Bertram W. H., **THE LURE OF THE POSTAGE STAMPS.** Philadelphia: National Philatelic Museum, 1950.
- Shawen, Lena, **A PRESIDENT'S HOBBY.** New York: H. L. Lindquist Publications, 1949.
- United States Post Office Department, **POSTAGE STAMPS OF THE UNITED STATES, 1847-1950.** Washington: United States Government Printing Office.
- Williams, L. N. and M., **STAMPS OF FAME.** London: Blandford Press, Ltd., 1949. (available from H. L. Lindquist Publications).

Books for Special Interest Fields

- Barrett, Otis Warren, **THE ANIMALS ON POSTAGE STAMPS.** New York: Scott Stamp & Coin Company, 1936.
- BIRD STAMPS OF ALL COUNTRIES.** New York: Grosset & Dunlap, 1935.
- Booth, Phebe, **SUBJECT MATTER OF PHILATELY.** Holton, Kansas: Gossip Printery, 1944
- Kimble, Ralph A., **COMMEMORATIVE POSTAGE STAMPS OF THE UNITED STATES.** New York: Grosset & Dunlap, 1936.
- Philatelic Who's Who Series, **WHO'S WHO ON THE POSTAGE STAMPS OF** (many countries of Central and South America covered in this series). Washington: Pan-American Union.
- "Spying Eye," **HANDBOOK ON PHILATELIC FORGERIES.** Chicago: The Maplewood Press (printer), 1948.
- Steiger, William C., and Pamperien, William, **A TYPE CHART OF UNITED STATES POSTAGE METERS.** Verona, N. J.: Stephen G. Rich, 1945.
- Thorsen, Harry D., Jr., **BOY SCOUT STAMPS OF THE WORLD.** Chicago: Redson-Rice, 1950.

**READ BOYS' LIFE—
PREPARE FOR YOUR
STAMP COLLECTING
MERIT BADGE!**



Stamp collecting is one of the most popular of all hobbies—one that many Scouts are interested in. Now that you're getting your collection up to a size where you can use it to help earn the Stamp Collecting Merit Badge, you are going to need some help.

You can count on lots of help—from your Merit Badge Counselor—this Merit Badge Pamphlet—and BOYS' LIFE.

Pre-cancels, perforations, printing processes, postage meters—you get up-to-date stamp information from the regular BOYS' LIFE stamp column, "About Stamps," written by W. Arthur McKinney.

Month after month, you can rely on BOYS' LIFE for good, sound information on your Merit Badge interests. All this and plenty of reading fun too . . . exciting sports, science-fiction, and adventure stories . . . the latest news and tips on camping, hobbies, and crafts.



1958



STAMP COLLECTING



MERIT BADGE SERIES

BOY SCOUTS OF AMERICA

1958

STAMP COLLECTING

PREPARED BY
JAMES W. SHAVER

(The catalogue numbers used in this pamphlet are all from
SCOTT'S STANDARD POSTAGE STAMP CATALOGUE,
unless specifically stated otherwise in the text.)

1958 PRINTING

Copyright 1951 By

B O Y S C O U T S O F A M E R I C A
NEW BRUNSWICK NEW JERSEY

No. 3359

Printed in U.S.A.

10M1158

REQUIREMENTS

(Figures in parentheses refer to pages in this booklet.)

To obtain a Merit Badge for **STAMP COLLECTING**, do the following:

1. Mount and exhibit in a commercial album or an album of your own making:
 - a. a collection of 750 or more different stamps from at least 30 countries (6);
 - OR
 - b. A collection of 150 or more different stamps from a single country or a group of closely related countries (7);
 - OR
 - c. A collection of 75 or more different stamps on some special subject such as birds, trees, great men, music, aviation, etc. (Stamps may be from any number of countries) (9);
 - OR
 - d. A collection of 200 or more special items such as pre-cancelled stamps, postage meters, revenue stamps, covers, postal stationery, etc. (10)

2. Demonstrate the use of the "Standard Postage Stamp Catalogue", or a catalogue particularly related to your collection in requirement 1, to find at least five items selected by the Counselor. (37)

3. Show stamps to support brief definitions of the following terms:

a. perforation (26)	e. cover (28)	i. surcharge (33)
b. imperforate (26)	f. mint stamp (28)	j. engraving (34)
c. roulette (27)	g. coil stamp (32)	k. printing process other than engraving (34)
d. cancellation (30)	h. overprint (33)	

4. Exhibit one stamp in each of the following classifications and explain the purpose of each: regular postage (40), commemorative (40), semi-postal (41), air mail (42), postage due (43), envelope (44), special delivery (44), precancel (45), and revenue (46).

5. Explain the meaning of good condition of a stamp and show one stamp that is well-centered, fully perforated, clearly cancelled, clean, and undamaged by tears or thin spots. (46-47)

6. Demonstrate a knowledge of the following stamp collectors' tools:
 - a. Use a perforation gauge to determine, on a stamp supplied by the Counselor, the perforation measurement in accordance with the accepted standard. (26)
 - b. Use a magnifying glass for careful examination of design and condition. (23)
 - c. Use the watermark detector to show how a watermark may aid in identifying a stamp. (24)

- d. Use stamp tongs and stamp hinges correctly in mounting a stamp in an album. (21)

- Johl, Max G., **THE UNITED STATES COMMEMORATIVE STAMPS OF THE TWENTIETH CENTURY.** New York: H. L. Lindquist Publication, 1947.
- Petersham, Maud and Miska, **AMERICA'S STAMPS, THE STORY OF ONE HUNDRED YEARS OF U. S. POSTAGE STAMPS.** New York: The Macmillan Company, 1947.
- Poole, Bertram W. H., **THE LURE OF THE POSTAGE STAMPS.** Philadelphia: National Philatelic Museum, 1950.
- Shawen, Lena, **A PRESIDENT'S HOBBY.** New York: H. L. Lindquist Publications, 1949.
- United States Post Office Department, **POSTAGE STAMPS OF THE UNITED STATES, 1847-1950.** Washington: United States Government Printing Office.
- Williams, L. N. and M., **STAMPS OF FAME.** London: Blandford Press, Ltd., 1949. (available from H. L. Lindquist Publications).

Books for Special Interest Fields

- Barrett, Otis Warren, **THE ANIMALS ON POSTAGE STAMPS.** New York: Scott Stamp & Coin Company, 1936.
- BIRD STAMPS OF ALL COUNTRIES.** New York: Grosset & Dunlap, 1935.
- Booth, Phebe, **SUBJECT MATTER OF PHILATELY.** Holton, Kansas: Gossip Printery, 1944
- Kimble, Ralph A., **COMMEMORATIVE POSTAGE STAMPS OF THE UNITED STATES.** New York: Grosset & Dunlap, 1936.
- Philatelic Who's Who Series, **WHO'S WHO ON THE POSTAGE STAMPS OF** (many countries of Central and South America covered in this series). Washington: Pan-American Union.
- "Spying Eye," **HANDBOOK ON PHILATELIC FORGERIES.** Chicago: The Maplewood Press (printer), 1948.
- Steiger, William C., and Pamperien, William, **A TYPE CHART OF UNITED STATES POSTAGE METERS.** Verona, N. J.: Stephen G. Rich, 1945.
- Thorsen, Harry D., Jr., **BOY SCOUT STAMPS OF THE WORLD.** Chicago: Redson-Rice, 1950.

**READ BOYS' LIFE—
PREPARE FOR YOUR
STAMP COLLECTING
MERIT BADGE!**



Now that you're getting your collection ready for Stamp Collecting merit badge, you are going to need some help.

You can count on lots of help—from your merit badge counselor—this merit badge pamphlet—and Boys' Life magazine.


Precancels, perforations, printing processes, postage meters—you get up-to-date stamp information from the regular Boys' Life stamp column, "About Stamps," written by W. Arthur McKinney.

Month after month, you can rely on Boys' Life for sound information on your merit badge interests. All this and plenty of reading fun too . . . exciting sports, science-fiction, and adventure stories . . . the latest news and tips on camping, hobbies, and crafts. What's more, if you belong to the Boy Scouts of America, you can get it at half price, only \$1.50 for twelve issues.

1959



STAMP COLLECTING



MERIT BADGE SERIES

BOY SCOUTS OF AMERICA

1959

STAMP COLLECTING

PREPARED BY
JAMES W. SHAVER

(The catalogue numbers used in this pamphlet are all from
SCOTT'S STANDARD POSTAGE STAMP CATALOGUE,
unless specifically stated in the text.)

1959 PRINTING

Copyright 1951 By

BOY SCOUTS OF AMERICA
NEW BRUNSWICK NEW JERSEY

No. 3359

Printed in U.S.A.

16M659

REQUIREMENTS

(Figures in parentheses refer to pages in this booklet.)

To obtain a merit badge for STAMP COLLECTING, do the following:

1. Mount and exhibit in a commercial album or an album of your own making:
 - a. a collection of 750 or more different stamps from at least 30 countries **(6)**;
 - OR
 - b. A collection of 150 or more different stamps from a single country or a group of closely related countries **(7)**;
 - OR
 - c. A collection of 75 or more different stamps on some special subject such as birds, trees, great men, music, aviation, etc., (stamps may be from any number of countries) **(9)**;
 - OR
 - d. A collection of 200 or more special items such as precanceled stamps, postage meters, revenue stamps, covers, postal stationery, etc. **(10)**

2. Demonstrate the use of the "Standard Postage Stamp Catalogue," or a catalogue particularly related to your collection in Requirement 1, to find at least five items selected by the counselor. **(37)**

3. Show stamps to support brief definitions of the following terms:

a. perforation (26)	e. cover. (28)	i. surcharge (33)
b. imperforate (26)	f. mint stamp (28)	j. engraving (34)
c. roulette (27)	g. coil stamp (32)	k. printing process other than engraving (34)
d. cancellation (30)	h. overprint (33)	

4. Exhibit one stamp in each of the following classifications and explain the purpose of each: regular postage **(40)**, commemorative **(40)**, semi-postal **(41)**, air mail **(42)**, postage due **(43)**, envelope **(44)**, special delivery **(44)**, precancel **(45)**, and revenue **(46)**.

5. Explain the meaning of good condition of a stamp and show one stamp that is well centered, fully perforated, clearly cancelled, clean, and undamaged by tears or thin spots. **(46-47)**


6. Demonstrate a knowledge of the following stamp collector's tools:
 - a. Use a perforation gauge to determine, on a stamp supplied by the counselor, the perforation measurement in accordance with the accepted standard. **(26)**
 - b. Use a magnifying glass for careful examination of design and condition. **(23)**
 - c. Use the watermark detector to show how a watermark may aid in identifying a stamp. **(24)**
 - d. Use stamp tongs and stamp hinges correctly in mounting a stamp in an album. **(21)**

- Johl, Max G., **THE UNITED STATES COMMEMORATIVE STAMPS OF THE TWENTIETH CENTURY.** New York: H. L. Lindquist Publication, 1947.
- Petersham, Maud and Miska, **AMERICA'S STAMPS, THE STORY OF ONE HUNDRED YEARS OF U. S. POSTAGE STAMPS.** New York: The Macmillan Company, 1947.
- Poole, Bertram W. H., **THE LURE OF THE POSTAGE STAMPS.** Philadelphia: National Philatelic Museum, 1950.
- Shawen, Lena, **A PRESIDENT'S HOBBY.** New York: H. L. Lindquist Publications, 1949.
- United States Post Office Department, **POSTAGE STAMPS OF THE UNITED STATES, 1847-1950.** Washington: United States Government Printing Office.
- Williams, L. N. and M., **STAMPS OF FAME.** London: Blandford Press, Ltd., 1949. (available from H. L. Lindquist Publications).

Books for Special Interest Fields

- Barrett, Otis Warren, **THE ANIMALS ON POSTAGE STAMPS.** New York: Scott Stamp & Coin Company, 1936.
- BIRD STAMPS OF ALL COUNTRIES.** New York: Grosset & Dunlap, 1935.
- Booth, Phebe, **SUBJECT MATTER OF PHILATELY.** Holton, Kansas: Gossip Printery, 1944
- Kimble, Ralph A., **COMMEMORATIVE POSTAGE STAMPS OF THE UNITED STATES.** New York: Grosset & Dunlap, 1936.
- Philatelic Who's Who Series, **WHO'S WHO ON THE POSTAGE STAMPS OF** (many countries of Central and South America covered in this series). Washington: Pan-American Union.
- "Spying Eye," **HANDBOOK ON PHILATELIC FORGERIES.** Chicago: The Maplewood Press (printer), 1948.
- Steiger, William C., and Pamperien, William, **A TYPE CHART OF UNITED STATES POSTAGE METERS.** Verona, N. J.: Stephen G. Rich, 1945.
- Thorsen, Harry D., Jr., **BOY SCOUT STAMPS OF THE WORLD.** Chicago: Redson-Rice, 1950.

**READ BOYS' LIFE—
PREPARE FOR YOUR
STAMP COLLECTING
MERIT BADGE!**



Now that you're getting your collection ready for Stamp Collecting merit badge, you are going to need some help.


You can count on lots of help—from your merit badge counselor—this merit badge pamphlet—and Boys' Life magazine.

Precancels, perforations, printing processes, postage meters—you get up-to-date stamp information from the regular Boys' Life stamp column, "About Stamps," written by W. Arthur McKinney.

Month after month, you can rely on Boys' Life for sound information on your merit badge interests. All this and plenty of reading fun too . . . exciting sports, science-fiction, and adventure stories . . . the latest news and tips on camping, hobbies, and crafts. What's more, if you belong to the Boy Scouts of America, you can get it at half price, only \$1.50 for twelve issues.

04-1960

STAMP COLLECTING



MERIT BADGE SERIES

BOY SCOUTS OF AMERICA

STAMP COLLECTING

PREPARED BY
JAMES W. SHAVER

(The catalogue numbers used in this pamphlet are all from
SCOTT'S STANDARD POSTAGE STAMP CATALOGUE,
unless specifically stated otherwise in the text.)

1960 PRINTING

Copyright 1951 By

B O Y S C O U T S O F A M E R I C A
NEW BRUNSWICK NEW JERSEY

No. 3359—35 Cents

Printed in U.S.A.

17M460

REQUIREMENTS

(Figures in parentheses refer to pages in this booklet.)

To obtain a merit badge for STAMP COLLECTING, do the following:

1. Mount and exhibit in a commercial album or an album of your own making:
 - a. a collection of 750 or more different stamps from at least 30 countries **(6)**;
 - OR
 - b. A collection of 150 or more different stamps from a single country or a group of closely related countries **(7)**;
 - OR
 - c. A collection of 75 or more different stamps on some special subject such as birds, trees, great men, music, aviation, etc., (stamps may be from any number of countries) **(9)**;
 - OR
 - d. A collection of 200 or more special items such as precanceled stamps, postage meters, revenue stamps, covers, postal stationery, etc. **(10)**

2. Demonstrate the use of the "Standard Postage Stamp Catalogue," or a catalogue particularly related to your collection in Requirement 1, to find at least five items selected by the counselor. **(37)**

3. Show stamps to support brief definitions of the following terms:

a. perforation (26)	e. cover. (28)	i. surcharge (33)
b. imperforate (26)	f. mint stamp (28)	j. engraving (34)
c. roulette (27)	g. coil stamp (32)	k. printing process other than engraving (34)
d. cancellation (30)	h. overprint (33)	

4. Exhibit one stamp in each of the following classifications and explain the purpose of each: regular postage **(40)**, commemorative **(40)**, semi-postal **(41)**, air mail **(42)**, postage due **(43)**, envelope **(44)**, special delivery **(44)**, precancel **(45)**, and revenue **(46)**.

5. Explain the meaning of good condition of a stamp and show one stamp that is well centered, fully perforated, clearly cancelled, clean, and undamaged by tears or thin spots. **(46-47)**

6. Demonstrate a knowledge of the following stamp collector's tools:
 - a. Use a perforation gauge to determine, on a stamp supplied by the counselor, the perforation measurement in accordance with the accepted standard. **(26)**
 - b. Use a magnifying glass for careful examination of design and condition. **(23)**
 - c. Use the watermark detector to show how a watermark may aid in identifying a stamp. **(24)**
 - d. Use stamp tongs and stamp hinges correctly in mounting a stamp in an album. **(21)**

Poole, Bertram, W. H., *The Lure of the Postage Stamps*.

Shawen, Lena, *A President's Hobby*.

United States Post Office Department, *Postage Stamps of the United States, 1847-1950*.

Williams, L. N. and M., *Stamps of Fame*.

Books for Special Interest Fields

Barrett, Otis Warren, *The Animals on Postage Stamps*.

Bird Stamps of All Countries.

Booth, Phebe, *Subject Matter of Philately*.

Kimble, Ralph A., *Commemorative Postage Stamps of the United States*.

Philatelic Who's Who Series, *Who's Who on the Postage Stamps*.

"Spying Eye," *Handbook on Philatelic Forgeries*.


Steiger, William C., and Pamperien, William, *A Type Chart of United States Postage Meters*.

Thorsen, Harry D., Jr., *Boy Scout Stamps of the World*

United States Post Office Department, *First Class Post Offices with Stations and Branches*. Washington: Superintendent of Documents, Government Printing Office, 35 cents, annually.

United States Post Office Department, *Post Offices by Counties*. Washington: Superintendent of Documents, Government Printing Office, 40 cents, annually.

**Be Prepared for
Good Scouting
and
Good Reading**



To get ahead in Scouting, and to enjoy good stories, look to the pages of Boys' Life magazine.

Month after month, you can count on Boys' Life for helpful articles on your merit badge interests:


on camping and cooking;

on hiking and exploration;


on hobbies and Scoutcraft;

and dozens of other activities. You'll get more out of Scouting by reading Boys' Life. What's more, if you belong to the Boy Scouts of America, you can get it at half price, only \$1.50 for twelve issues.

12-1960



STAMP COLLECTING



MERIT BADGE SERIES

BOY SCOUTS OF AMERICA

12-1960

STAMP COLLECTING

PREPARED BY
JAMES W. SHAVER

(The catalogue numbers used in this pamphlet are all from
SCOTT'S STANDARD POSTAGE STAMP CATALOGUE,
unless specifically stated in the text.)

1960 PRINTING

Copyright 1951 By

BOY SCOUTS OF AMERICA
NEW BRUNSWICK NEW JERSEY

No. 3359

Printed in U.S.A.

18M1260

35¢

REQUIREMENTS

(Figures in parentheses refer to pages in this booklet.)

To obtain a merit badge for STAMP COLLECTING, do the following:

1. Mount and exhibit in a commercial album or an album of your own making:
 - a. a collection of 750 or more different stamps from at least 30 countries **(6)**;
 - OR
 - b. A collection of 150 or more different stamps from a single country or a group of closely related countries **(7)**;
 - OR
 - c. A collection of 75 or more different stamps on some special subject such as birds, trees, great men, music, aviation, etc., (stamps may be from any number of countries) **(9)**;
 - OR
 - d. A collection of 200 or more special items such as precanceled stamps, postage meters, revenue stamps, covers, postal stationery, etc. **(10)**

2. Demonstrate the use of the "Standard Postage Stamp Catalogue," or a catalogue particularly related to your collection in Requirement 1, to find at least five items selected by the counselor. **(37)**

3. Show stamps to support brief definitions of the following terms:

a. perforation (26)	e. cover. (28)	i. surcharge (33)
b. imperforate (26)	f. mint stamp (28)	j. engraving (34)
c. roulette (27)	g. coil stamp (32)	k. printing process other than engraving (34)
d. cancellation (30)	h. overprint (33)	

4. Exhibit one stamp in each of the following classifications and explain the purpose of each: regular postage **(40)**, commemorative **(40)**, semi-postal **(41)**, air mail **(42)**, postage due **(43)**, envelope **(44)**, special delivery **(44)**, precancel **(45)**, and revenue **(46)**.

5. Explain the meaning of good condition of a stamp and show one stamp that is well centered, fully perforated, clearly cancelled, clean, and undamaged by tears or thin spots. **(46-47)**

6. Demonstrate a knowledge of the following stamp collector's tools:
 - a. Use a perforation gauge to determine, on a stamp supplied by the counselor, the perforation measurement in accordance with the accepted standard. **(26)**
 - b. Use a magnifying glass for careful examination of design and condition. **(23)**
 - c. Use the watermark detector to show how a watermark may aid in identifying a stamp. **(24)**
 - d. Use stamp tongs and stamp hinges correctly in mounting a stamp in an album. **(21)**

Poole, Bertram, W. H., *The Lure of the Postage Stamps*.

Shawen, Lena, *A President's Hobby*.

United States Post Office Department, *Postage Stamps of the United States, 1847-1950*.

Williams, L. N. and M., *Stamps of Fame*.

Books for Special Interest Fields

Barrett, Otis Warren, *The Animals on Postage Stamps*.

Bird Stamps of All Countries.

Booth, Phebe, *Subject Matter of Philately*.

Kimble, Ralph A., *Commemorative Postage Stamps of the United States*.

Philatelic Who's Who Series, *Who's Who on the Postage Stamps*.

"Spying Eye," *Handbook on Philatelic Forgeries*.

Steiger, William C., and Pamperien, William, *A Type Chart of United States Postage Meters*.

Thorsen, Harry D., Jr., *Boy Scout Stamps of the World*

United States Post Office Department, *First Class Post Offices with Stations and Branches*. Washington: Superintendent of Documents, Government Printing Office, 35 cents, annually.

United States Post Office Department, *Post Offices by Counties*. Washington: Superintendent of Documents, Government Printing Office, 40 cents, annually.

**Be Prepared for
Good Scouting
and
Good Reading**



To get ahead in Scouting, and to enjoy good stories, look to the pages of Boys' Life magazine.

Month after month, you can count on Boys' Life for helpful articles on your merit badge interests:

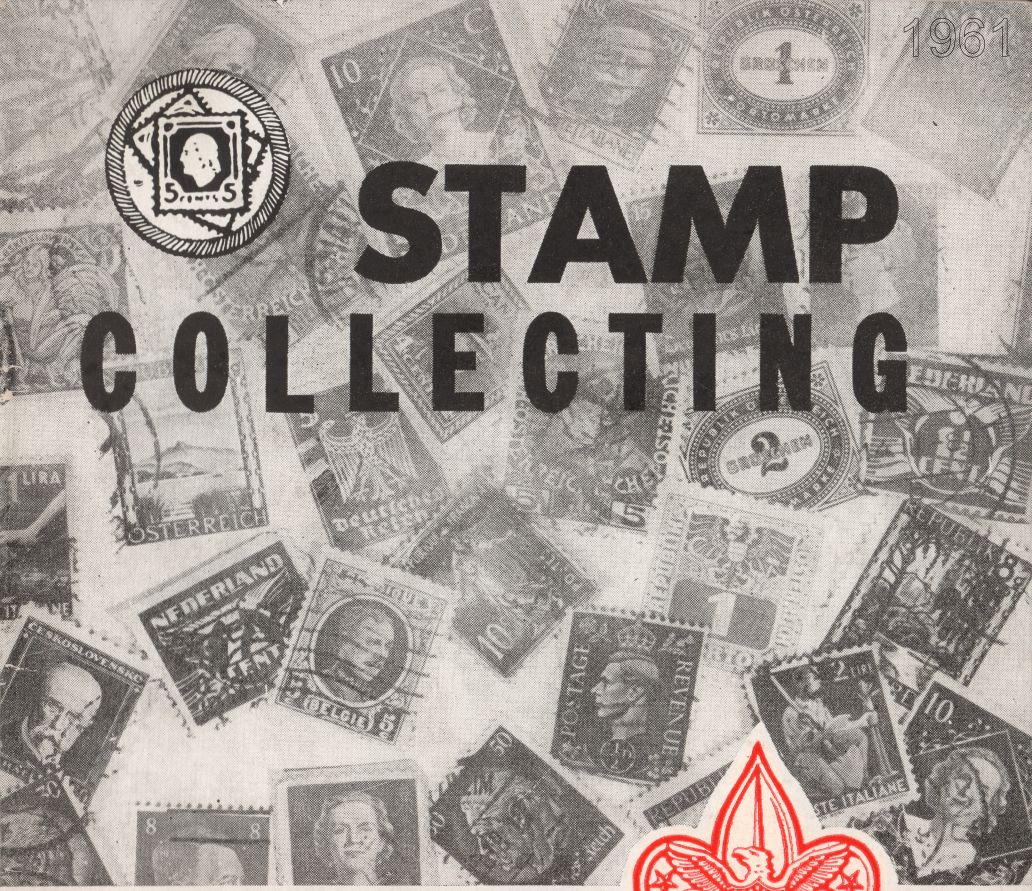
on camping and cooking;

on hiking and exploration;

on hobbies and Scoutcraft;

and dozens of other activities. You'll get more out of Scouting by reading Boys' Life. What's more, if you belong to the Boy Scouts of America, you can get it at half price, only \$1.50 for twelve issues.

1961



STAMP COLLECTING



MERIT BADGE SERIES

BOY SCOUTS OF AMERICA

STAMP COLLECTING

PREPARED BY
JAMES W. SHAVER

(The catalogue numbers used in this pamphlet are all from
SCOTT'S STANDARD POSTAGE STAMP CATALOGUE,
unless specifically stated in the text.)

1961 PRINTING

Copyright 1951 by

BOY SCOUTS OF AMERICA
NEW BRUNSWICK NEW JERSEY

No. 3359

Printed in U.S.A.

18M1261

REQUIREMENTS

(Figures in parentheses refer to pages in this booklet.)

To obtain a merit badge for STAMP COLLECTING, do the following:

1. Mount and exhibit in a commercial album or an album of your own making:
 - a. a collection of 750 or more different stamps from at least 30 countries **(6)**;
 - OR
 - b. A collection of 150 or more different stamps from a single country or a group of closely related countries **(7)**;
 - OR
 - c. A collection of 75 or more different stamps on some special subject such as birds, trees, great men, music, aviation, etc., (stamps may be from any number of countries) **(9)**;
 - OR
 - d. A collection of 200 or more special items such as precanceled stamps, postage meters, revenue stamps, covers, postal stationery, etc. **(10)**

2. Demonstrate the use of the "Standard Postage Stamp Catalogue," or a catalogue particularly related to your collection in Requirement 1, to find at least five items selected by the counselor. **(37)**

3. Show stamps to support brief definitions of the following terms:

a. perforation (26)	e. cover. (28)	i. surcharge (33)
b. imperforate (26)	f. mint stamp (28)	j. engraving (34)
c. roulette (27)	g. coil stamp (32)	k. printing process other than engraving (34)
d. cancellation (30)	h. overprint (33)	

4. Exhibit one stamp in each of the following classifications and explain the purpose of each: regular postage **(40)**, commemorative **(40)**, semi-postal **(41)**, air mail **(42)**, postage due **(43)**, envelope **(44)**, special delivery **(44)**, precancel **(45)**, and revenue **(46)**.

5. Explain the meaning of good condition of a stamp and show one stamp that is well centered, fully perforated, clearly cancelled, clean, and undamaged by tears or thin spots. **(46-47)**

6. Demonstrate a knowledge of the following stamp collector's tools:
 - a. Use a perforation gauge to determine, on a stamp supplied by the counselor, the perforation measurement in accordance with the accepted standard. **(26)**
 - b. Use a magnifying glass for careful examination of design and condition. **(23)**
 - c. Use the watermark detector to show how a watermark may aid in identifying a stamp. **(24)**
 - d. Use stamp tongs and stamp hinges correctly in mounting a stamp in an album. **(21)**

Poole, Bertram, W. H., *The Lure of the Postage Stamps*.

Shawen, Lena, *A President's Hobby*.

United States Post Office Department, *Postage Stamps of the United States, 1847-1950*.

Williams, L. N. and M., *Stamps of Fame*.

Books for Special Interest Fields

Barrett, Otis Warren, *The Animals on Postage Stamps*.

Bird Stamps of All Countries.

Booth, Phebe, *Subject Matter of Philately*.

Kimble, Ralph A., *Commemorative Postage Stamps of the United States*.

Philatelic Who's Who Series, *Who's Who on the Postage Stamps*.

"Spying Eye," *Handbook on Philatelic Forgeries*.

Steiger, William C., and Pamperien, William, *A Type Chart of United States Postage Meters*.

Thorsen, Harry D., Jr., *Boy Scout Stamps of the World*

United States Post Office Department, *First Class Post Offices with Stations and Branches*. Washington: Superintendent of Documents, Government Printing Office, 35 cents, annually.

United States Post Office Department, *Post Offices by Counties*. Washington: Superintendent of Documents, Government Printing Office, 40 cents, annually.

**Be Prepared for
Good Scouting
and
Good Reading**



To get ahead in Scouting, and to enjoy good stories, look to the pages of Boys' Life magazine.

Month after month, you can count on Boys' Life for helpful articles on your merit badge interests:

on camping and cooking;


on hiking and exploration;

on hobbies and Scoutcraft;

and dozens of other activities. You'll get more out of Scouting by reading Boys' Life. What's more, if you belong to the Boy Scouts of America, you can get it at half price through your unit, only \$1.50 for twelve issues.

1963

STAMP COLLECTING



MERIT BADGE SERIES

BOY SCOUTS OF AMERICA

STAMP COLLECTING

PREPARED BY
JAMES W. SHAVER

(The catalogue numbers used in this pamphlet are all from
SCOTT'S STANDARD POSTAGE STAMP CATALOGUE,
unless specifically stated in the text.)

1963 PRINTING

Copyright 1951 by

B O Y S C O U T S O F A M E R I C A
NEW BRUNSWICK NEW JERSEY

No. 3359

Printed in U.S.A.

18M363

REQUIREMENTS

(Figures in parentheses refer to pages in this booklet.)

To obtain a merit badge for STAMP COLLECTING, do the following:

1. Mount and exhibit in a commercial album or an album of your own making:
 - a. a collection of 750 or more different stamps from at least 30 countries **(6)**;
 - OR
 - b. A collection of 150 or more different stamps from a single country or a group of closely related countries **(7)**;
 - OR
 - c. A collection of 75 or more different stamps on some special subject such as birds, trees, great men, music, aviation, etc., (stamps may be from any number of countries) **(9)**;
 - OR
 - d. A collection of 200 or more special items such as precanceled stamps, postage meters, revenue stamps, covers, postal stationery, etc. **(10)**

2. Demonstrate the use of the "Standard Postage Stamp Catalogue," or a catalogue particularly related to your collection in Requirement 1, to find at least five items selected by the counselor. **(37)**

3. Show stamps to support brief definitions of the following terms:

a. perforation (26)	e. cover. (28)	i. surcharge (33)
b. imperforate (26)	f. mint stamp (28)	j. engraving (34)
c. roulette (27)	g. coil stamp (32)	k. printing process other than engraving (34)
d. cancellation (30)	h. overprint (33)	

4. Exhibit one stamp in each of the following classifications and explain the purpose of each: regular postage **(40)**, commemorative **(40)**, semi-postal **(41)**, air mail **(42)**, postage due **(43)**, envelope **(44)**, special delivery **(44)**, precancel **(45)**, and revenue **(46)**.

5. Explain the meaning of good condition of a stamp and show one stamp that is well centered, fully perforated, clearly cancelled, clean, and undamaged by tears or thin spots. **(46-47)**

6. Demonstrate a knowledge of the following stamp collector's tools:
 - a. Use a perforation gauge to determine, on a stamp supplied by the counselor, the perforation measurement in accordance with the accepted standard. **(26)**
 - b. Use a magnifying glass for careful examination of design and condition. **(23)**
 - c. Use the watermark detector to show how a watermark may aid in identifying a stamp. **(24)**
 - d. Use stamp tongs and stamp hinges correctly in mounting a stamp in an album. **(21)**

Poole, Bertram, W. H., *The Lure of the Postage Stamps*.

Shawen, Lena, *A President's Hobby*.

United States Post Office Department, *Postage Stamps of the United States, 1847-1950*.

Williams, L. N. and M., *Stamps of Fame*.

Books for Special Interest Fields

Barrett, Otis Warren, *The Animals on Postage Stamps*.

Bird Stamps of All Countries.

Booth, Phebe, *Subject Matter of Philately*.

Kimble, Ralph A., *Commemorative Postage Stamps of the United States*.

Philatelic Who's Who Series, *Who's Who on the Postage Stamps*.

"Spying Eye," *Handbook on Philatelic Forgeries*.


Steiger, William C., and Pamperien, William, *A Type Chart of United States Postage Meters*.

Thorsen, Harry D., Jr., *Boy Scout Stamps of the World*

United States Post Office Department, *First Class Post Offices with Stations and Branches*. Washington: Superintendent of Documents, Government Printing Office, 35 cents, annually.

United States Post Office Department, *Post Offices by Counties*. Washington: Superintendent of Documents, Government Printing Office, 40 cents, annually.

**Be Prepared for
Good Scouting
and
Good Reading**



To help you get ahead in Scouting, and to enjoy good stories, look to the pages of Boys' Life.

Month after month, you can count on Boy's Life for exciting articles on your merit badge interests:

on camping and cooking;

on hiking and exploration;

on swimming and boating;

on hobbies and Scoutcraft;

and dozens of other activities. You'll get more out of Scouting by reading Boys' Life. What's more, if you belong to the Boy Scouts of America, you can get it at half price through your unit, only \$1.50 for twelve issues.

1964



STAMP COLLECTING



MERIT BADGE SERIES

BOY SCOUTS OF AMERICA

STAMP COLLECTING

PREPARED BY
JAMES W. SHAVER

(The catalogue numbers used in this pamphlet are all from
SCOTT'S STANDARD POSTAGE STAMP CATALOGUE,
unless specifically stated in the text.)

1964 PRINTING

Copyright 1951 by

B O Y S C O U T S O F A M E R I C A
NEW BRUNSWICK NEW JERSEY

No. 3359

Printed in U.S.A.

18M364

REQUIREMENTS

(Figures in parentheses refer to pages in this booklet.)

To obtain a merit badge for STAMP COLLECTING, do the following:

1. Mount and exhibit in a commercial album or an album of your own making:
 - a. a collection of 750 or more different stamps from at least 30 countries **(6)**;
 - OR
 - b. A collection of 150 or more different stamps from a single country or a group of closely related countries **(7)**;
 - OR
 - c. A collection of 75 or more different stamps on some special subject such as birds, trees, great men, music, aviation, etc., (stamps may be from any number of countries) **(9)**;
 - OR
 - d. A collection of 200 or more special items such as precanceled stamps, postage meters, revenue stamps, covers, postal stationery, etc. **(10)**

2. Demonstrate the use of the "Standard Postage Stamp Catalogue," or a catalogue particularly related to your collection in Requirement 1, to find at least five items selected by the counselor. **(37)**

3. Show stamps to support brief definitions of the following terms:

a. perforation (26)	e. cover. (28)	i. surcharge (33)
b. imperforate (26)	f. mint stamp (28)	j. engraving (34)
c. roulette (27)	g. coil stamp (32)	k. printing process other than engraving (34)
d. cancellation (30)	h. overprint (33)	

4. Exhibit one stamp in each of the following classifications and explain the purpose of each: regular postage **(40)**, commemorative **(40)**, semi-postal **(41)**, air mail **(42)**, postage due **(43)**, envelope **(44)**, special delivery **(44)**, precancel **(45)**, and revenue **(46)**.

5. Explain the meaning of good condition of a stamp and show one stamp that is well centered, fully perforated, clearly cancelled, clean, and undamaged by tears or thin spots. **(46-47)**

6. Demonstrate a knowledge of the following stamp collector's tools:
 - a. Use a perforation gauge to determine, on a stamp supplied by the counselor, the perforation measurement in accordance with the accepted standard. **(26)**
 - b. Use a magnifying glass for careful examination of design and condition. **(23)**
 - c. Use the watermark detector to show how a watermark may aid in identifying a stamp. **(24)**
 - d. Use stamp tongs and stamp hinges correctly in mounting a stamp in an album. **(21)**

Poole, Bertram, W. H., *The Lure of the Postage Stamps*.

Shawen, Lena, *A President's Hobby*.

United States Post Office Department, *Postage Stamps of the United States, 1847-1950*.

Williams, L. N. and M., *Stamps of Fame*.

Books for Special Interest Fields

Barrett, Otis Warren, *The Animals on Postage Stamps*.

Bird Stamps of All Countries.

Booth, Phebe, *Subject Matter of Philately*.

Kimble, Ralph A., *Commemorative Postage Stamps of the United States*.

Philatelic Who's Who Series, *Who's Who on the Postage Stamps*.

"Spying Eye," *Handbook on Philatelic Forgeries*.


Steiger, William C., and Pamperien, William, *A Type Chart of United States Postage Meters*.

Thorsen, Harry D., Jr., *Boy Scout Stamps of the World*

United States Post Office Department, *First Class Post Offices with Stations and Branches*. Washington: Superintendent of Documents, Government Printing Office, 35 cents, annually.

United States Post Office Department, *Post Offices by Counties*. Washington: Superintendent of Documents, Government Printing Office, 40 cents, annually.

**Be Prepared for
Good Scouting
and
Good Reading**



To help you get ahead in Scouting, and to enjoy good stories, look to the pages of Boys' Life.

Month after month, you can count on Boy's Life for exciting articles on your merit badge interests:

on camping and cooking;

on hiking and exploration;


on swimming and boating;

on hobbies and Scoutcraft;

and dozens of other activities. You'll get more out of Scouting by reading Boys' Life. What's more, if you belong to the Boy Scouts of America, you can get it at half price through your unit, only \$1.50 for twelve issues.

1965

STAMP COLLECTING



MERIT BADGE SERIES

BOY SCOUTS OF AMERICA

1965

STAMP
COLLECTING



BOY
SCOUTS
of
AMERICA

STAMP COLLECTING

PREPARED BY
JAMES W. SHAVER

(The catalogue numbers used in this pamphlet are all from
SCOTT'S STANDARD POSTAGE STAMP CATALOGUE,
unless specifically stated in the text.)

1965 PRINTING

Copyright 1951 by

B O Y S C O U T S O F A M E R I C A
NEW BRUNSWICK NEW JERSEY

No. 3359

Printed in U.S.A.

18M265

REQUIREMENTS

(Figures in parentheses refer to pages in this booklet.)

To obtain a merit badge for STAMP COLLECTING, do the following:

1. Mount and exhibit in a commercial album or an album of your own making:
 - a. a collection of 750 or more different stamps from at least 30 countries **(6)**;
 - OR
 - b. A collection of 150 or more different stamps from a single country or a group of closely related countries **(7)**;
 - OR
 - c. A collection of 75 or more different stamps on some special subject such as birds, trees, great men, music, aviation, etc., (stamps may be from any number of countries) **(9)**;
 - OR
 - d. A collection of 200 or more special items such as precanceled stamps, postage meters, revenue stamps, covers, postal stationery, etc. **(10)**

2. Demonstrate the use of the "Standard Postage Stamp Catalogue," or a catalogue particularly related to your collection in Requirement 1, to find at least five items selected by the counselor. **(37)**

3. Show stamps to support brief definitions of the following terms:

a. perforation (26)	e. cover. (28)	i. surcharge (33)
b. imperforate (26)	f. mint stamp (28)	j. engraving (34)
c. roulette (27)	g. coil stamp (32)	k. printing process other than engraving (34)
d. cancellation (30)	h. overprint (33)	

4. Exhibit one stamp in each of the following classifications and explain the purpose of each: regular postage **(40)**, commemorative **(40)**, semi-postal **(41)**, air mail **(42)**, postage due **(43)**, envelope **(44)**, special delivery **(44)**, precancel **(45)**, and revenue **(46)**.

5. Explain the meaning of good condition of a stamp and show one stamp that is well centered, fully perforated, clearly cancelled, clean, and undamaged by tears or thin spots. **(46-47)**

6. Demonstrate a knowledge of the following stamp collector's tools:
 - a. Use a perforation gauge to determine, on a stamp supplied by the counselor, the perforation measurement in accordance with the accepted standard. **(26)**
 - b. Use a magnifying glass for careful examination of design and condition. **(23)**
 - c. Use the watermark detector to show how a watermark may aid in identifying a stamp. **(24)**
 - d. Use stamp tongs and stamp hinges correctly in mounting a stamp in an album. **(21)**

MORE HELP IN BOOKS

(Some of the books listed below may be out of print and no longer available from the publishers. However, your public library may have copies of some of them.)

Books for Beginners and Reference Books

Boggs, Winthrop S., *Foundations of Philately*.

Brookman, Lester G., *19th Century Postage Stamps of the United States*.

Johl, Max G., *United States Commemorative Stamps of the Twentieth Century*.

Thorp, Prescott H., *Guide to Stamp Collecting*.

Thorsen, Harry D., Jr., and McKinney, W. Arthur, *Scouts on Stamps of the World*.

United States Post Office Department, *Postage Stamps of the United States 1847-1964*.

Catalogs

Minkus New American Stamp Catalog.

Minkus New Worldwide Stamp Catalog.

Scott's Standard Postage Stamp Catalogue.

Scott's U. S. Specialized Catalogue.

United States Specialized Catalogue of First Day Covers.

United States Stamps, United States Possessions, British North America.

United States—United Nations First Day Cover Catalog.

Philatelic Societies

American First Day Cover Society, P. O. Box 23, Cranford,
New Jersey 07016

American Philatelic Society, P. O. Box 800, State College,
Pennsylvania 16801

American Topical Association, 3306 N. 50th Street, Mil-
waukee, Wisconsin 53216

Scouts on Stamps Society International, 18 Ryan Road,
Highland Park, New Jersey 08904

Society of Philatelic Americans, Box 2775, Hamilton Station,
Pompano Beach, Florida 33062

**Be Prepared for
Good Scouting
and
Good Reading**



To help you get ahead in Scouting, and to enjoy good stories, look to the pages of Boys' Life.

Month after month, you can count on Boys' Life for exciting articles on your merit badge interests:

on camping and cooking;

on hiking and exploration;

on swimming and boating;

on hobbies and Scoutcraft;

and dozens of other activities. You'll get more out of Scouting by reading Boys' Life. What's more, if you belong to the Boy Scouts of America, you can get it at half price through your unit, only \$1.50 for twelve issues.

1965



1966

STAMP COLLECTING



BOY SCOUTS OF AMERICA

Stamp Collecting

The Boy Scouts of America gratefully acknowledges the services of James W. Shaver and W. Arthur McKinney, *Boys' Life* stamp collecting editor, who have prepared this revision of the *Stamp Collecting* merit badge pamphlet. Mr. Shaver wrote the original manuscript, and Mr. McKinney supplied the stamp photos and layouts.

1966 Revision

**Boy Scouts of America
New Brunswick, New Jersey**

Requirements

1. Demonstrate the use of the *Standard Postage Stamp Catalog*, or a catalog particularly related to your collection in requirement 6, to find at least five items selected by the counselor.

2. Explain the meaning of good condition of a stamp and show one stamp that is well centered, fully perforated, clearly canceled, clean, and undamaged by tears or thin spots.

3. Demonstrate a knowledge of the following stamp collectors' tools:

(a) Use a perforation gauge to determine, on a stamp supplied by the counselor, the perforation measurement in accordance with the accepted standard.

(b) Use a magnifying glass for careful examination of design and condition.

(c) Use the watermark detector to show how a watermark may aid in identifying a stamp.

(d) Use stamp tongs and stamp hinges correctly in mounting a stamp in an album.

4. Show stamps to support brief

definitions of the following terms: perforation, imperforate, roulette, cancellation, cover, mint stamp, coil stamp, overprint, surcharge, engraving, and printing process other than engraving.

5. Exhibit one stamp in each of the following classifications and explain the purpose of each: regular postage, commemorative, semipostal, airmail, postage due, envelope, special delivery, precancel, and revenue.

6. Mount and exhibit in a commercial album or an album of your own making: (a) a collection of 750 or more different stamps from at least 30 countries; *or* (b) a collection of 150 or more different stamps from a single country or a group of closely related countries; *or* (c) a collection of 75 or more different stamps on some special subject such as birds, trees, great men, music, aviation, etc. (stamps may be from any number of countries); *or* (d) a collection of 200 or more special items such as precanceled stamps, postage meters, revenue stamps, covers, postal stationery, etc.

Contents

Why Stamp Collecting?	3
How To Use Your Catalog	6
Importance of Stamp Condition	11
Stamp Collectors' Tools	12
How To Describe Stamps	18
Uses of Stamps	24
Stamps of the World	28
Collectors' Organizations	36
Helps for Collectors	38

Copyright 1966
 Boy Scouts of America
 New Brunswick, N. J. 20M766
 No. 3359 Printed in U.S.A.
 Library of Congress
 Catalog Card Number: 19-600

Helps for Collectors

A collector should take advantage of every possible opportunity to read current books and articles about philately. There is much to be learned and learning makes the hobby more interesting. Become acquainted with what your local library has on the subject. Besides books and magazines, many newspapers have regular weekly columns on stamp collecting to keep the collector abreast of new issues.

Reference Books

Canada's Postage Stamps, Patrick, D and M.

Complete Guide to Stamp Collecting, Thorp, Preston H.

Foundations of Philately, Boggs, Winthrop S.

Guide Book to Stamp Collecting, Williams, L. N. and M.

19th Century Postage Stamps of the United States, Brookman, Lester G.

100 Years of Bureau of Engraving and Printing, Superintendent of Documents, Washington, D. C.

Postage Stamps of the United States, Superintendent of Documents, Washington, D. C.

Scouts on Stamps of the World, Thorsen, H. D. and McKinney, W. A.

United States Commemorative Stamps of the Twentieth Century, John, Max G.

Catalogs

There are two types of catalogs. One type is a listing of stamps by countries according to the dates of issue and reasons for issue along with what the publisher feels is the average "catalog value" of the stamp. The other type is not only a catalog but is also a price list of stamps as they are sold by the publisher.

Harris Catalog of United States, U.S. Possessions and British North America. Published by H. E. Harris & Co., Boston, Mass. 02117. Paperbound book of nearly 200 pages is published twice yearly. It is not only a price list but is a valuable checklist of the stamps mentioned in the title.

Minkus New American Stamp Catalog and *Minkus New World Wide Stamp Catalog*, Minkus Publications, Inc., New York, N. Y. 10001

The Minkus publishing house also publishes a number of catalogs by sections and individual countries of the world.

Minkus Stamp Journal, quarterly publication which carries in-

formation on new issues after publication of catalog.

Scotts Standard Postage Stamp Catalog and *Scotts U. S. Specialized Catalog*, Scott Publications, New York, N. Y. 10001

Scott's Monthly Stamp Journal Monthly magazine to bring Scott's album up to date each month, Portland Place, Boulder, Colo. 80301

United States First Day Covers, The Washington Press, Maplewood, N. J. 07040

First Day Cover Catalog, Fleetwood Cover Service, Pleasantville, N. Y. 10570

Philatelic Societies

American First Day Cover Society, P. O. Box 23, Cranford, N. J. 07061.

American Philatelic Society, P. O. Box 800, State College, Pa. 16801

American Topical Association, 3306 North 50th Street, Milwaukee, Wis. 53216

Junior Philatelic Society of America, Robert J. Osterhoff, executive secretary, 1478 Jackson Street, Dubuque, Iowa 52001

Society of Philatelic Americans, Stewart T. Bailey, executive secretary, P. O. Box 266, Cincinnati, Ohio 45201

Scouts on Stamps Society International, May L. Rogers, secretary, 37 Spindle Road, Hicksville, N. Y. 11801

Stamp Collectors' Magazines

As you become better acquainted with stamp collecting, you may want to subscribe to a magazine that will bring you information about new issues, stories about stamps, and advertisements of reputable dealers. There are a great many fine magazines for stamp collectors. A few of the best known ones are listed as follows.

Linn's Weekly Stamp News, Sidney, Ohio. This publication is written and printed in newspaper style. It uses a tabloid-size page—about half the size of the usual newspaper page. The emphasis is on news rather than on detailed informational articles.

Mekeel's Weekly Stamp News, 20 Temple Street, Portland, Me. This is one of the older publications and has many fine contributors.

Philately, H-R Productions, Inc., 17 East 45th Street, New York, N. Y. 10017.

Stamps, 153 Waverly Place, New York, N. Y. 10014. Weekly. A good general magazine aimed at the general collector.

Western Stamp Collector, Albany, Oreg. Semiweekly. This is also written in newspaper

YOU AND YOUR COUNSELOR



Your merit badge counselor is as important to you as a good coach is to an athlete. He is a real "pro" in his field; be sure to soak up all the knowledge and experience he can offer. This may be your only chance to learn from an expert in this subject. Make it count.

Stamp Collecting

The Boy Scouts of America gratefully acknowledges the services of James W. Shaver and W. Arthur McKinney, *Boys' Life* stamp collecting editor, who have prepared this revision of the *Stamp Collecting* merit badge pamphlet. Mr. Shaver wrote the original manuscript, and Mr. McKinney supplied the stamp photos and layouts.

Boy Scouts of America
New Brunswick, New Jersey

Requirements

1. Demonstrate the use of the *Standard Postage Stamp Catalog*, or a catalog particularly related to your collection in requirement 6, to find at least five items selected by the counselor.

2. Explain the meaning of good condition of a stamp and show one stamp that is well centered, fully perforated, clearly canceled, clean, and undamaged by tears or thin spots.

3. Demonstrate a knowledge of the following stamp collectors' tools:

(a) Use a perforation gauge to determine, on a stamp supplied by the counselor, the perforation measurement in accordance with the accepted standard.

(b) Use a magnifying glass for careful examination of design and condition.

(c) Use the watermark detector to show how a watermark may aid in identifying a stamp.

(d) Use stamp tongs and stamp hinges correctly in mounting a stamp in an album.

4. Show stamps to support brief

definitions of the following terms: perforation, imperforate, roulette, cancellation, cover, mint stamp, coil stamp, overprint, surcharge, engraving, and printing process other than engraving.

5. Exhibit one stamp in each of the following classifications and explain the purpose of each: regular postage, commemorative, semipostal, airmail, postage due, envelope, special delivery, precancel, and revenue.

6. Mount and exhibit in a commercial album or an album of your own making: (a) a collection of 750 or more different stamps from at least 30 countries; *or* (b) a collection of 150 or more different stamps from a single country or a group of closely related countries; *or* (c) a collection of 75 or more different stamps on some special subject such as birds, trees, great men, music, aviation, etc. (stamps may be from any number of countries); *or* (d) a collection of 200 or more special items such as precanceled stamps, postage meters, revenue stamps, covers, postal stationery, etc.

Contents

Why Stamp Collecting?	3
How To Use Your Catalog	6
Importance of Stamp Condition	11
Stamp Collectors' Tools	12
How To Describe Stamps	18
Uses of Stamps	24
Stamps of the World	28
Collectors' Organizations	36
Helps for Collectors	38

Copyright 1966
 Boy Scouts of America
 New Brunswick, N. J. 17M767
 No. 3359 Printed in U.S.A.
 Library of Congress
 Catalog Card Number: 19-600

Helps for Collectors

A collector should take advantage of every possible opportunity to read current books and articles about philately. There is much to be learned and learning makes the hobby more interesting. Become acquainted with what your local library has on the subject. Besides books and magazines, many newspapers have regular weekly columns on stamp collecting to keep the collector abreast of new issues.

Reference Books

Canada's Postage Stamps, Patrick, D and M.

Complete Guide to Stamp Collecting, Thorp, Preston H.

Foundations of Philately, Boggs, Winthrop S.

Guide Book to Stamp Collecting, Williams, L. N. and M.

19th Century Postage Stamps of the United States, Brookman, Lester G.

100 Years of Bureau of Engraving and Printing, Superintendent of Documents, Washington, D. C.

Postage Stamps of the United States, Superintendent of Documents, Washington, D. C.

Scouts on Stamps of the World, Thorsen, H. D. and McKinney, W. A.

United States Commemorative Stamps of the Twentieth Century, John, Max G.

Catalogs

There are two types of catalogs. One type is a listing of stamps by countries according to the dates of issue and reasons for issue along with what the publisher feels is the average "catalog value" of the stamp. The other type is not only a catalog but is also a price list of stamps as they are sold by the publisher.

Harris Catalog of United States, U.S. Possessions and British North America. Published by H. E. Harris & Co., Boston, Mass. 02117. Paperbound book of nearly 200 pages is published twice yearly. It is not only a price list but is a valuable checklist of the stamps mentioned in the title.

Minkus New American Stamp Catalog and *Minkus New World Wide Stamp Catalog*, Minkus Publications, Inc., New York, N. Y. 10001

The Minkus publishing house also publishes a number of catalogs by sections and individual countries of the world.

Minkus Stamp Journal, quarterly publication which carries in-

formation on new issues after publication of catalog.

Scotts Standard Postage Stamp Catalog and *Scotts U. S. Specialized Catalog*, Scott Publications, New York, N. Y. 10001

Scott's Monthly Stamp Journal Monthly magazine to bring Scott's album up to date each month, Portland Place, Boulder, Colo. 80301

United States First Day Covers, The Washington Press, Maplewood, N. J. 07040

First Day Cover Catalog, Fleetwood Cover Service, Pleasantville, N. Y. 10570

Philatelic Societies

American First Day Cover Society, P. O. Box 23, Cranford, N. J. 07061.

American Philatelic Society, P. O. Box 800, State College, Pa. 16801

American Topical Association, 3306 North 50th Street, Milwaukee, Wis. 53216

Junior Philatelic Society of America, Robert J. Osterhoff, executive secretary, 1478 Jackson Street, Dubuque, Iowa 52001

Society of Philatelic Americans, Stewart T. Bailey, executive secretary, P. O. Box 266, Cincinnati, Ohio 45201

Scouts on Stamps Society International, May L. Rogers, secretary, 37 Spindle Road, Hicksville, N. Y. 11801

Stamp Collectors' Magazines

As you become better acquainted with stamp collecting, you may want to subscribe to a magazine that will bring you information about new issues, stories about stamps, and advertisements of reputable dealers. There are a great many fine magazines for stamp collectors. A few of the best known ones are listed as follows.

Linn's Weekly Stamp News, Sidney, Ohio. This publication is written and printed in newspaper style. It uses a tabloid-size page—about half the size of the usual newspaper page. The emphasis is on news rather than on detailed informational articles.

Mekeel's Weekly Stamp News, 20 Temple Street, Portland, Me. This is one of the older publications and has many fine contributors.

Philately, H-R Productions, Inc., 17 East 45th Street, New York, N. Y. 10017.

Stamps, 153 Waverly Place, New York, N. Y. 10014. Weekly. A good general magazine aimed at the general collector.

Western Stamp Collector, Albany, Oreg. Semiweekly. This is also written in newspaper

YOU AND YOUR COUNSELOR



Your merit badge counselor is as important to you as a good coach is to an athlete. He is a real "pro" in his field; be sure to soak up all the knowledge and experience he can offer. This may be your only chance to learn from an expert in this subject. Make it count.

1968



STAMP
COLLECTING

BOY
SCOUTS
of
AMERICA

Stamp Collecting

The Boy Scouts of America gratefully acknowledges the services of James W. Shaver and W. Arthur McKinney, *Boys' Life* stamp collecting editor, who have prepared this revision of the *Stamp Collecting* merit badge pamphlet. Mr. Shaver wrote the original manuscript, and Mr. McKinney supplied the stamp photos and layouts.

Boy Scouts of America
New Brunswick, New Jersey

Requirements

1. Demonstrate the use of the *Standard Postage Stamp Catalog*, or a catalog particularly related to your collection in requirement 6, to find at least five items selected by the counselor.

2. Explain the meaning of good condition of a stamp and show one stamp that is well centered, fully perforated, clearly canceled, clean, and undamaged by tears or thin spots.

3. Demonstrate a knowledge of the following stamp collectors' tools:

(a) Use a perforation gauge to determine, on a stamp supplied by the counselor, the perforation measurement in accordance with the accepted standard.

(b) Use a magnifying glass for careful examination of design and condition.

(c) Use the watermark detector to show how a watermark may aid in identifying a stamp.

(d) Use stamp tongs and stamp hinges correctly in mounting a stamp in an album.

4. Show stamps to support brief

definitions of the following terms: perforation, imperforate, roulette, cancellation, cover, mint stamp, coil stamp, overprint, surcharge, engraving, and printing process other than engraving.

5. Exhibit one stamp in each of the following classifications and explain the purpose of each: regular postage, commemorative, semipostal, airmail, postage due, envelope, special delivery, precancel, and revenue.

6. Mount and exhibit in a commercial album or an album of your own making: (a) a collection of 750 or more different stamps from at least 30 countries; *or* (b) a collection of 150 or more different stamps from a single country or a group of closely related countries; *or* (c) a collection of 75 or more different stamps on some special subject such as birds, trees, great men, music, aviation, etc. (stamps may be from any number of countries); *or* (d) a collection of 200 or more special items such as precanceled stamps, postage meters, revenue stamps, covers, postal stationery, etc.

Contents

Why Stamp Collecting?	3
How To Use Your Catalog	6
Importance of Stamp Condition	11
Stamp Collectors' Tools	12
How To Describe Stamps	18
Uses of Stamps	24
Stamps of the World	28
Collectors' Organizations	36
Helps for Collectors	38

Copyright 1966
 Boy Scouts of America
 New Brunswick, N. J. 33M968
 No. 3359 Printed in U.S.A.
 Library of Congress
 Catalog Card Number: 19-600

Helps for Collectors

A collector should take advantage of every possible opportunity to read current books and articles about philately. There is much to be learned and learning makes the hobby more interesting. Become acquainted with what your local library has on the subject. Besides books and magazines, many newspapers have regular weekly columns on stamp collecting to keep the collector abreast of new issues.

Reference Books

Canada's Postage Stamps, Patrick, D and M.

Complete Guide to Stamp Collecting, Thorp, Preston H.

Foundations of Philately, Boggs, Winthrop S.

Guide Book to Stamp Collecting, Williams, L. N. and M.

19th Century Postage Stamps of the United States, Brookman, Lester G.

100 Years of Bureau of Engraving and Printing, Superintendent of Documents, Washington, D. C.

Postage Stamps of the United States, Superintendent of Documents, Washington, D. C.

Scouts on Stamps of the World, Thorsen, H. D. and McKinney, W. A.

United States Commemorative Stamps of the Twentieth Century, John, Max G.

Catalogs

There are two types of catalogs. One type is a listing of stamps by countries according to the dates of issue and reasons for issue along with what the publisher feels is the average "catalog value" of the stamp. The other type is not only a catalog but is also a price list of stamps as they are sold by the publisher.

Harris Catalog of United States, U.S. Possessions and British North America. Published by H. E. Harris & Co., Boston, Mass. 02117. Paperbound book of nearly 200 pages is published twice yearly. It is not only a price list but is a valuable checklist of the stamps mentioned in the title.

Minkus New American Stamp Catalog and *Minkus New World Wide Stamp Catalog*, Minkus Publications, Inc., New York, N. Y. 10001

The Minkus publishing house also publishes a number of catalogs by sections and individual countries of the world.

Minkus Stamp Journal, quarterly publication which carries in-

formation on new issues after publication of catalog.

Scotts Standard Postage Stamp Catalog and *Scotts U. S. Specialized Catalog*, Scott Publications, New York, N. Y. 10001

Scott's Monthly Stamp Journal Monthly magazine to bring Scott's album up to date each month, Portland Place, Boulder, Colo. 80301

United States First Day Covers, The Washington Press, Maplewood, N. J. 07040

First Day Cover Catalog, Fleetwood Cover Service, Pleasantville, N. Y. 10570

Philatelic Societies

American First Day Cover Society, P. O. Box 23, Cranford, N. J. 07061.

American Philatelic Society, P. O. Box 800, State College, Pa. 16801

American Topical Association, 3306 North 50th Street, Milwaukee, Wis. 53216

Junior Philatelic Society of America, Robert J. Osterhoff, executive secretary, 1478 Jackson Street, Dubuque, Iowa 52001

Society of Philatelic Americans, Stewart T. Bailey, executive secretary, P. O. Box 266, Cincinnati, Ohio 45201

Scouts on Stamps Society International, May L. Rogers, secretary, 37 Spindle Road, Hicksville, N. Y. 11801

Stamp Collectors' Magazines

As you become better acquainted with stamp collecting, you may want to subscribe to a magazine that will bring you information about new issues, stories about stamps, and advertisements of reputable dealers. There are a great many fine magazines for stamp collectors. A few of the best known ones are listed as follows.

Linn's Weekly Stamp News, Sidney, Ohio. This publication is written and printed in newspaper style. It uses a tabloid-size page—about half the size of the usual newspaper page. The emphasis is on news rather than on detailed informational articles.

Mekeel's Weekly Stamp News, 20 Temple Street, Portland, Me. This is one of the older publications and has many fine contributors.

Philately, H-R Productions, Inc., 17 East 45th Street, New York, N. Y. 10017.

Stamps, 153 Waverly Place, New York, N. Y. 10014. Weekly. A good general magazine aimed at the general collector.

Western Stamp Collector, Albany, Oreg. Semiweekly. This is also written in newspaper

YOU AND YOUR COUNSELOR



Your merit badge counselor is as important to you as a good coach is to an athlete. He is a real "pro" in his field; be sure to soak up all the knowledge and experience he can offer. This may be your only chance to learn from an expert in this subject. Make it count.

1968



Stamp Collecting

The Boy Scouts of America gratefully acknowledges the services of James W. Shaver and W. Arthur McKinney, *Boys' Life* stamp collecting editor, who have prepared this revision of the *Stamp Collecting* merit badge pamphlet. Mr. Shaver wrote the original manuscript, and Mr. McKinney supplied the stamp photos and layouts.

Boy Scouts of America
North Brunswick, New Jersey

Requirements

1. Demonstrate the use of the *Standard Postage Stamp Catalog*, or a catalog particularly related to your collection in requirement 6, to find at least five items selected by the counselor.

2. Explain the meaning of good condition of a stamp and show one stamp that is well centered, fully perforated, clearly canceled, clean, and undamaged by tears or thin spots.

3. Demonstrate a knowledge of the following stamp collectors' tools:

(a) Use a perforation gauge to determine, on a stamp supplied by the counselor, the perforation measurement in accordance with the accepted standard.

(b) Use a magnifying glass for careful examination of design and condition.

(c) Use the watermark detector to show how a watermark may aid in identifying a stamp.

(d) Use stamp tongs and stamp hinges correctly in mounting a stamp in an album.

4. Show stamps to support brief

definitions of the following terms: perforation, imperforate, roulette, cancellation, cover, mint stamp, coil stamp, overprint, surcharge, engraving, and printing process other than engraving.

5. Exhibit one stamp in each of the following classifications and explain the purpose of each: regular postage, commemorative, semipostal, airmail, postage due, envelope, special delivery, precancel, and revenue.

6. Mount and exhibit in a commercial album or an album of your own making: (a) a collection of 750 or more different stamps from at least 30 countries; *or* (b) a collection of 150 or more different stamps from a single country or a group of closely related countries; *or* (c) a collection of 75 or more different stamps on some special subject such as birds, trees, great men, music, aviation, etc. (stamps may be from any number of countries); *or* (d) a collection of 200 or more special items such as precanceled stamps, postage meters, revenue stamps, covers, postal stationery, etc.

1971 PRINTING

Copyright 1966

Boy Scouts of America

North Brunswick, N. J. 15M171

No. 3359 Printed in U.S.A.

Library of Congress

Catalog Card Number: 19-600

Contents

Why Stamp Collecting?	3
How To Use Your Catalog	6
Importance of Stamp Condition	11
Stamp Collectors' Tools	12
How To Describe Stamps	18
Uses of Stamps	24
Stamps of the World	28
Collectors' Organizations	36
Helps for Collectors	38

Helps for Collectors

A collector should take advantage of every possible opportunity to read current books and articles about philately. There is much to be learned and learning makes the hobby more interesting. Become acquainted with what your local library has on the subject. Besides books and magazines, many newspapers have regular weekly columns on stamp collecting to keep the collector abreast of new issues.

Reference Books

Canada's Postage Stamps, Patrick, D and M.

Complete Guide to Stamp Collecting, Thorp, Preston H.

Foundations of Philately, Boggs, Winthrop S.

Guide Book to Stamp Collecting, Williams, L. N. and M.

19th Century Postage Stamps of the United States, Brookman, Lester G.

100 Years of Bureau of Engraving and Printing, Superintendent of Documents, Washington, D. C.

Postage Stamps of the United States, Superintendent of Documents, Washington, D. C.

Scouts on Stamps of the World, Thorsen, H. D. and McKinney, W. A.

United States Commemorative Stamps of the Twentieth Century, John, Max G.

Catalogs

There are two types of catalogs. One type is a listing of stamps by countries according to the dates of issue and reasons for issue along with what the publisher feels is the average "catalog value" of the stamp. The other type is not only a catalog but is also a price list of stamps as they are sold by the publisher.

Harris Catalog of United States, U.S. Possessions and British North America. Published by H. E. Harris & Co., Boston, Mass. 02117. Paperbound book of nearly 200 pages is published twice yearly. It is not only a price list but is a valuable checklist of the stamps mentioned in the title.

Minkus New American Stamp Catalog and *Minkus New World Wide Stamp Catalog*, Minkus Publications, Inc., New York, N. Y. 10001

The Minkus publishing house also publishes a number of catalogs by sections and individual countries of the world.

Minkus Stamp Journal, quarterly publication which carries in-

formation on new issues after publication of catalog.

Scotts Standard Postage Stamp Catalog and *Scotts U. S. Specialized Catalog*, Scott Publications, New York, N. Y. 10001

Scott's Monthly Stamp Journal Monthly magazine to bring Scott's album up to date each month, Portland Place, Boulder, Colo. 80301

United States First Day Covers, The Washington Press, Maplewood, N. J. 07040

First Day Cover Catalog, Fleetwood Cover Service, Pleasantville, N. Y. 10570

Philatelic Societies

American First Day Cover Society, P. O. Box 23, Cranford, N. J. 07061.

American Philatelic Society, P. O. Box 800, State College, Pa. 16801

American Topical Association, 3306 North 50th Street, Milwaukee, Wis. 53216

Junior Philatelic Society of America, Robert J. Osterhoff, executive secretary, 1478 Jackson Street, Dubuque, Iowa 52001

Society of Philatelic Americans, Stewart T. Bailey, executive secretary, P. O. Box 266, Cincinnati, Ohio 45201

Scouts on Stamps Society International, May L. Rogers, secretary, 37 Spindle Road, Hicksville, N. Y. 11801

Stamp Collectors' Magazines

As you become better acquainted with stamp collecting, you may want to subscribe to a magazine that will bring you information about new issues, stories about stamps, and advertisements of reputable dealers. There are a great many fine magazines for stamp collectors. A few of the best known ones are listed as follows.

Linn's Weekly Stamp News, Sidney, Ohio. This publication is written and printed in newspaper style. It uses a tabloid-size page—about half the size of the usual newspaper page. The emphasis is on news rather than on detailed informational articles.

Mekeel's Weekly Stamp News, 20 Temple Street, Portland, Me. This is one of the older publications and has many fine contributors.

Philately, H-R Productions, Inc., 17 East 45th Street, New York, N. Y. 10017.

Stamps, 153 Waverly Place, New York, N. Y. 10014. Weekly. A good general magazine aimed at the general collector.

Western Stamp Collector, Albany, Oreg. Semiweekly. This is also written in newspaper

YOU AND YOUR COUNSELOR



Your merit badge counselor is as important to you as a good coach is to an athlete. He is a real "pro" in his field; be sure to soak up all the knowledge and experience he can offer. This may be your only chance to learn from an expert in this subject. Make it count.

Stamp Collecting

The Boy Scouts of America gratefully acknowledges the services of James W. Shaver and W. Arthur McKinney, former *Boys' Life* stamp collecting editor, who prepared this revision of the *Stamp Collecting* merit badge pamphlet. Mr. Shaver wrote the original manuscript, and Mr. McKinney supplied the stamp photos and layouts.

Boy Scouts of America
North Brunswick, New Jersey

Requirements

1. Demonstrate the use of the *Standard Postage Stamp Catalog*, or a catalog particularly related to your collection in requirement 6, to find at least five items selected by the counselor.

2. Explain the meaning of good condition of a stamp and show one stamp that is well centered, fully perforated, clearly canceled, clean, and undamaged by tears or thin spots.

3. Demonstrate a knowledge of the following stamp collectors' tools:

(a) Use a perforation gauge to determine, on a stamp supplied by the counselor, the perforation measurement in accordance with the accepted standard.

(b) Use a magnifying glass for careful examination of design and condition.

(c) Use the watermark detector to show how a watermark may aid in identifying a stamp.

(d) Use stamp tongs and stamp hinges correctly in mounting a stamp in an album.

4. Show stamps to support brief

definitions of the following terms: perforation, imperforate, roulette, cancellation, cover, mint stamp, coil stamp, overprint, surcharge, engraving, and printing process other than engraving.

5. Exhibit one stamp in each of the following classifications and explain the purpose of each: regular postage, commemorative, semipostal, airmail, postage due, envelope, special delivery, precancel, and revenue.

6. Mount and exhibit in a commercial album or an album of your own making: (a) a collection of 750 or more different stamps from at least 30 countries; *or* (b) a collection of 150 or more different stamps from a single country or a group of closely related countries; *or* (c) a collection of 75 or more different stamps on some special subject such as birds, trees, great men, music, aviation, etc. (stamps may be from any number of countries); *or* (d) a collection of 200 or more special items such as precanceled stamps, postage meters, revenue stamps, covers, postal stationery, etc.

Contents

1972 PRINTING

Copyright 1966

Boy Scouts of America

North Brunswick, N. J. 15M272

Library of Congress

Catalog Card Number: 19-600

ISBN 0-8395-3359-4

No. 3359 Printed in U.S.A.

Why Stamp Collecting?	3
How To Use Your Catalog	6
Importance of Stamp Condition	11
Stamp Collectors' Tools	12
How To Describe Stamps	18
Uses of Stamps	24
Stamps of the World	28
Collectors' Organizations	36
Helps for Collectors	38

Helps for Collectors

A collector should take advantage of every possible opportunity to read current books and articles about philately. There is much to be learned and learning makes the hobby more interesting. Become acquainted with what your local library has on the subject. Besides books and magazines, many newspapers have regular weekly columns on stamp collecting to keep the collector abreast of new issues.

Reference Books

Canada's Postage Stamps, Patrick, D and M.

Complete Guide to Stamp Collecting, Thorp, Preston H.

Foundations of Philately, Boggs, Winthrop S.

Guide Book to Stamp Collecting, Williams, L. N. and M.

19th Century Postage Stamps of the United States, Brookman, Lester G.

100 Years of Bureau of Engraving and Printing, Superintendent of Documents, Washington, D. C.

Postage Stamps of the United States, Superintendent of Documents, Washington, D. C.

Scouts on Stamps of the World, Thorsen, H. D. and McKinney, W. A.

United States Commemorative Stamps of the Twentieth Century, John, Max G.

Catalogs

There are two types of catalogs. One type is a listing of stamps by countries according to the dates of issue and reasons for issue along with what the publisher feels is the average "catalog value" of the stamp. The other type is not only a catalog but is also a price list of stamps as they are sold by the publisher.

Harris Catalog of United States, U.S. Possessions and British North America. Published by H. E. Harris & Co., Boston, Mass. 02117. Paperbound book of nearly 200 pages is published twice yearly. It is not only a price list but is a valuable checklist of the stamps mentioned in the title.

Minkus New American Stamp Catalog and *Minkus New World Wide Stamp Catalog*, Minkus Publications, Inc., New York, N. Y. 10001

The Minkus publishing house also publishes a number of catalogs by sections and individual countries of the world.

Minkus Stamp Journal, quarterly publication which carries in-

formation on new issues after publication of catalog.

Scotts Standard Postage Stamp Catalog and *Scotts U. S. Specialized Catalog*, Scott Publications, New York, N. Y. 10001

Scott's Monthly Stamp Journal
Monthly magazine to bring Scott's album up to date each month, Portland Place, Boulder, Colo. 80301

United States First Day Covers, The Washington Press, Maplewood, N. J. 07040

First Day Cover Catalog, Fleetwood Cover Service, Pleasantville, N. Y. 10570

Philatelic Societies

American First Day Cover Society, P. O. Box 23, Cranford, N. J. 07061.

American Philatelic Society, P. O. Box 800, State College, Pa. 16801

American Topical Association, 3306 North 50th Street, Milwaukee, Wis. 53216

Junior Philatelic Society of America, Robert J. Osterhoff, executive secretary, 1478 Jackson Street, Dubuque, Iowa 52001

Society of Philatelic Americans, Stewart T. Bailey, executive secretary, P. O. Box 266, Cincinnati, Ohio 45201

Scouts on Stamps Society International, Jay L. Rogers, secretary, 37 Spindle Road, Hicksville, N. Y. 11801

Stamp Collectors' Magazines

As you become better acquainted with stamp collecting, you may want to subscribe to a magazine that will bring you information about new issues, stories about stamps, and advertisements of reputable dealers. There are a great many fine magazines for stamp collectors. A few of the best known ones are listed as follows.

Linn's Weekly Stamp News, Sidney, Ohio. This publication is written and printed in newspaper style. It uses a tabloid-size page—about half the size of the usual newspaper page. The emphasis is on news rather than on detailed informational articles.

Mekeel's Weekly Stamp News, 20 Temple Street, Portland, Me. This is one of the older publications and has many fine contributors.

Philately, H-R Productions, Inc., 17 East 45th Street, New York, N. Y. 10017.

Stamps, 153 Waverly Place, New York, N. Y. 10014. Weekly. A good general magazine aimed at the general collector.

Western Stamp Collector, Albany, Ore. Semiweekly. This is also written in newspaper

YOU AND YOUR COUNSELOR



Your merit badge counselor is as important to you as a good coach is to an athlete. He is a real "pro" in his field; be sure to soak up all the knowledge and experience he can offer. This may be your only chance to learn from an expert in this subject. Make it count.

1972

STAMP
COLLECTING



BOY
SCOUTS
of
AMERICA

1972



3722

STAMP COLLECTING

The Boy Scouts of America gratefully acknowledges the services of James W. Shaver and W. Arthur McKinney, former *Boys' Life* stamp collecting editor, who prepared this edition of the *Stamp Collecting* merit badge pamphlet. Mr. Shaver wrote the original manuscript, and Mr. McKinney supplied the stamp photos and layouts.



As merit badge pamphlets are reprinted, they will reflect the new design shown on the cover of this pamphlet. This pamphlet has not been revised.

**BOY SCOUTS OF AMERICA
NORTH BRUNSWICK, NEW JERSEY**

Requirements

1. Show the use of the *Standard Postage Stamp Catalog*; or show the use of a special catalog for your collection in requirement 6. Find at least five items picked by the counselor.
2. Explain the meaning of good condition of a stamp. Show one stamp that fully meets this term.
3. Show you can do the following:
 - a. Use a perforation gauge to figure the perforation measurement. Do this on a stamp picked by your counselor.
 - b. Use a magnifying glass. Study design and condition.
 - c. Use the waterwork detector. Show how it may help identify a stamp.
 - d. Use tongs and hinges. Mount a stamp in an album.
4. Show stamps to illustrate the following: perforation, imperforate, roulette, cancellation, cover, mint stamp, coil stamp, overprint, surcharge, engraving, and printing process other than engraving.
5. Show one stamp in each of the following classifications. Explain the purpose of each: regular postage, commemorative, semipostal, airmail, postage due, envelope, special delivery, precancel, and revenue.
6. Mount and show in an album one of the following:
 - a. A collection of 750 or more different stamps from at least 30 countries
 - b. A collection of 150 or more different stamps from a single country or closely related countries
 - c. A collection of 75 or more different stamps on some special subject
 - d. A collection of 200 or more different special items. Use things as precanceled stamps, postage meters, revenue stamps, covers, and postal stationery.

1973 PRINTING

Copyright 1966

BOY SCOUTS OF AMERICA

NORTH BRUNSWICK, NEW JERSEY

Library of Congress

Catalog Card Number: 19-600

ISBN 0-8395-3359-4

No. 3359 Printed in U.S.A. 13M573

Contents

Why Stamp Collecting?	3
How To Use Your Catalog	6
Importance of Stamp Condition	11
Stamp Collectors' Tools	12
How To Describe Stamps	18
Uses of Stamps	24
Stamps of the World	28
Collectors' Organizations	36
Helps for Collectors	38

Helps for Collectors

A collector should take advantage of every possible opportunity to read current books and articles about philately. There is much to be learned and learning makes the hobby more interesting. Become acquainted with what your local library has on the subject. Besides books and magazines, many newspapers have regular weekly columns on stamp collecting to keep the collector abreast of new issues.

Reference Books

Canada's Postage Stamps, Patrick, D and M.

Complete Guide to Stamp Collecting, Thorp, Preston H.

Foundations of Philately, Boggs, Winthrop S.

Guide Book to Stamp Collecting, Williams, L. N. and M.

19th Century Postage Stamps of the United States, Brookman, Lester G.

100 Years of Bureau of Engraving and Printing, Superintendent of Documents, Washington, D. C.

Postage Stamps of the United States, Superintendent of Documents, Washington, D. C.

Scouts on Stamps of the World, Thorsen, H. D. and McKinney, W. A.

United States Commemorative Stamps of the Twentieth Century, John, Max G.

Catalogs

There are two types of catalogs. One type is a listing of stamps by countries according to the dates of issue and reasons for issue along with what the publisher feels is the average "catalog value" of the stamp. The other type is not only a catalog but is also a price list of stamps as they are sold by the publisher.

Harris Catalog of United States, U.S. Possessions and British North America. Published by H. E. Harris & Co., Boston, Mass. 02117. Paperbound book of nearly 200 pages is published twice yearly. It is not only a price list but is a valuable checklist of the stamps mentioned in the title.

Minkus New American Stamp Catalog and *Minkus New World Wide Stamp Catalog*, Minkus Publications, Inc., New York, N. Y. 10001

The Minkus publishing house also publishes a number of catalogs by sections and individual countries of the world.

Minkus Stamp Journal, quarterly publication which carries in-

formation on new issues after publication of catalog.

Scotts Standard Postage Stamp Catalog and *Scotts U. S. Specialized Catalog*, Scott Publications, New York, N. Y. 10001

Scott's Monthly Stamp Journal Monthly magazine to bring Scott's album up to date each month, Portland Place, Boulder, Colo. 80301

United States First Day Covers, The Washington Press, Maplewood, N. J. 07040

First Day Cover Catalog, Fleetwood Cover Service, Pleasantville, N. Y. 10570

Philatelic Societies

American First Day Cover Society, P. O. Box 23, Cranford, N. J. 07061.

American Philatelic Society, P. O. Box 800, State College, Pa. 16801

American Topical Association, 3306 North 50th Street, Milwaukee, Wis. 53216

Junior Philatelic Society of America, Robert J. Osterhoff, executive secretary, 1478 Jackson Street, Dubuque, Iowa 52001

Society of Philatelic Americans, Stewart T. Bailey, executive secretary, P. O. Box 266, Cincinnati, Ohio 45201

Scouts on Stamps Society International, Jay L. Rogers, secretary, 37 Spindle Road, Hicksville, N. Y. 11801

Stamp Collectors' Magazines

As you become better acquainted with stamp collecting, you may want to subscribe to a magazine that will bring you information about new issues, stories about stamps, and advertisements of reputable dealers. There are a great many fine magazines for stamp collectors. A few of the best known ones are listed as follows.

Linn's Weekly Stamp News, Sidney, Ohio. This publication is written and printed in newspaper style. It uses a tabloid-size page—about half the size of the usual newspaper page. The emphasis is on news rather than on detailed informational articles.

Mekeel's Weekly Stamp News, 20 Temple Street, Portland, Me. This is one of the older publications and has many fine contributors.

Philately, H-R Productions, Inc., 17 East 45th Street, New York, N. Y. 10017.

Stamps, 153 Waverly Place, New York, N. Y. 10014. Weekly. A good general magazine aimed at the general collector.

Western Stamp Collector, Albany, Oreg. Semiweekly. This is also written in newspaper

YOU AND YOUR COUNSELOR



Your counselor can be as important to you as a coach can be to an athlete. Be sure to use all the resources that your counselor can make available to you. This may be the best opportunity you will ever have to learn about this particular subject. Make it count.

STAMP COLLECTING

1974



BOY SCOUTS
OF AMERICA



1974

STAMP COLLECTING

By Harry D. Thorsen, Jr.,
Stamps and Coins Editor
Boys' Life magazine



Revised edition, 1974

BOY SCOUTS OF AMERICA
NORTH BRUNSWICK, NEW JERSEY

Requirements

- 1. Discuss how you bettered your understanding of persons, places, institutions, history, and geography in your own country and in the world because of your collecting stamps. (Be able to discuss several of each.)**
- 2. Explain something of the growth and development, problems, and history of the U.S. postal system. Explain how our postal system is different from those of some other countries.**
- 3. Demonstrate the use of one of the standard catalogs. Show what you look for. Explain why market prices vary so much from catalog prices for both mint and used stamps.**
- 4. Explain the meaning of the "fine condition" of a stamp. Show one stamp that is well centered, fully perforated, clearly canceled, clean, and undamaged by tears or thin spots. Tell how this affects the stamp value. Tell what country's stamps you consider especially attractive. Why?**
- 5. Demonstrate a knowledge of albums and how to mount stamps with or without hinges. Show the use of a perforation gauge, watermark detector, magnifying glass, and stamp tongs.**
- 6. Display stamps that show the following: perforation, imperforate, roulette, cancellation, cover, mint, coil stamp, overprint, surcharge, engraving,**

1974 Revision

Copyright 1974
Boy Scouts of America
North Brunswick, New Jersey
Library of Congress Catalog Card Number: 19-600
ISBN 0-8395-3359-4

No. 3359 Printed in U.S.A. 20M974

and types printed by other methods including photogravure, offset lithography, typography, and letterpress.

7. Prepare a page showing ingenuity in displaying one or more stamps. Use clippings, drawings, or any other means to emphasize the story behind the stamp or stamps.
8. Show one stamp in each of the following classifications. Explain the purpose of each: regular postage, commemorative, semipostal, airmail, postage due, envelope, special delivery, precancel, revenue, postage meter labels, and air-letter sheets.
9. Explain various types of stamp collections, including topical collections.
10. Mount and exhibit in a commercial album or an album of your own making one of the following:
 - a. A collection of 750 or more different stamps from at least 30 countries
 - b. A collection of 150 or more different stamps from a single country or a group of closely related countries
 - c. A collection of 75 or more different stamps on some special subject such as birds, trees, great men, music, aviation, Scouts on stamps, etc. (Stamps may be from any number of countries.)
 - d. A collection of 200 or more different special items such as precanceled stamps, postage meter labels, revenue stamps, covers, postal stationery, etc.

Aids for Collectors

Books

Collect Topicals and Have Fun, Ernest A. Kehr
Commemorative Stamps of the U.S.A., Fred Reinfeld
Identify Your Stamps, Erwin J. Felix
My Hobby Is Collecting Stamps, Ernest A. Kehr
Rare Stamps, L. N. and M. Williams

Stamp Collectors' Magazines

Linn's Stamp News
 P. O. Box 29, Sidney, Ohio 45365
Minkus Stamp Journal
 116 West 32d St., New York, N.Y. 10001
Scott Monthly Journal
 604 5th Avenue, New York, N.Y. 10020
Stamps, 153 Waverly Place, New York, N.Y. 10011
Western Stamp Collector
 P.O. Box 10, Albany, Oreg. 97321

Stamp Albums


H. E. Harris & Co., 645 Summer St., Boston, Mass. 02210
 Minkus Publications, 116 West 32d St., New York, N. Y.
 10001
 Scott Publishing Co., 604 5th Ave., New York, N.Y. 10020
 Scouter Stamps, Inc., P.O. Box 3168, Sarasota, Fla. 33578
 Washington Press, Maplewood, N.J. 07040

Philatelic Societies

American Philatelic Society
 P.O. Box 800, State College, Pa. 16801
 American Topical Association
 3306 North 50th St., Milwaukee, Wis. 53216
 Scouts on Stamps Society, International
 1000 Golfview Road, Glenview, Ill. 60025
 Society of Philatelic Americans
 P.O. Box 42060, Cincinnati, Ohio 45242

*Advance in Scouting.....
Earn Merit Badges....*

Read **Boys' Life**



Boys' Life is published monthly to help you learn more about your program and the world around you and *advance* in Scouting.

Regular features and special articles give you help in the merit badge subjects. As you begin to earn a merit badge, check *Boys' Life* for ideas.

You'll find that the latest pamphlets are reviewed regularly in the book section. Keep up-to-date on your merit badges and Scouting skills by subscribing to *Boys' Life*, available to Scouts at half price through their troop.



One of the interesting features of making a special kind of stamp collection is the opportunity to trade or swap your duplicates with your friends. No one can possibly collect for all kinds of philately, and if each of your friends decides to collect for a different subject or country than you do, you can ask them to look for items for your collection while you help collect for them. Once you have started your collection, you will be surprised at how many of your friends and your parents' friends are willing to save stamps for you.

Scouts on Stamps

The first government-issued postage stamp to honor Scouting was put out in Czechoslovakia in 1918 at the end of World War I. The Czech Sea Scouts provided



mail service from November 7 to 25 while their new government was being organized in Prague. The wording on the stamp reads, "Czech Scout Post, In the Service of the National Government."

The first Scout pictured on a stamp appeared in 1925 when Hungary printed a set of eight sports stamps showing athletes and a Scout bugler with a background of tents.

For each of the last nine world jamborees, the host nation has issued a special stamp honoring Scouting. The first of these was in 1933 when the government of Hungary issued five stamps, all of the same design showing a leaping stag, which was on the official jamboree badge.

In 1937 the Netherlands recognized the fifth world jamboree with three different stamps, one of which showed their own Scout badge. Held in Vogelensang-Bloemendaal, Holland, this was the last jamboree attended by Baden-Powell, Chief Scout of the world. Ten years later, after World War II was over, the sixth world jamboree was held in Moisson, France, in 1947. Its stamp design pictured the jamboree insignia of the Scout badge and the double carrick bend knot.

Bad Ischl, Austria, in 1951 was the site of the seventh world jamboree, and the host country printed a most beautiful stamp with the Scout badge and the Jew's harp, the jamboree emblem. It was processed by three methods: the green color by steel engraving, the pink by letterpress, and the yellow by photogravure. Its perfect quality has since been the admiration of printing craftsmen, and it may be the only stamp ever printed by three different methods.

The eighth world jamboree held in Niagara-on-the-Lake, Canada, in 1955 was the first jamboree held outside Europe. Two world globes and the Scout badge are shown on this jamboree stamp. For the ninth world jamboree in Sutton Park, England, in 1957, there were two Scout events being celebrated: first, the 50th anniversary of Scouting's start in England in 1907; and second, the 100th anniversary of the birth of Baden-Powell. Up to this time Great Britain had recognized few organizations, only the Universal Postal Union and the Olympic Games, with commemorative stamps. Therefore, three stamps picturing the Queen of England with different jamboree motifs was a great honor to Scouting and our founder.

WORLD JAMBOREE STAMPS



Hungary, 1933



Netherlands, 1937



France, 1947



Austria, 1951



Canada, 1955



Great Britain, 1957




Philippines, 1959



Japan, 1971



Greece, 1963



United States, 1967
(Postal card)

SCOUTS ON STAMPS



Korea



Nicaragua



United States



Finland




Nationalist China



Korea

The 10th world jamboree in Makiling National Park, Philippines, in 1959 has the honor of being commemorated by the greatest variety of Scout stamps. Five stamps each with different designs and values showing different Scout activities and the jamboree badge were issued. Souvenir sheets, $3\frac{1}{2}$ by $6\frac{3}{4}$ inches, with the five stamps and a marginal inscription on the jamboree on them were also issued. For the 11th world jamboree in Greece in 1963 there were five stamps, also. The jamboree badge appears on one stamp while Lord Baden-Powell is seen on the three drachmas stamp. Although B-P appears on the stamp of many countries, this is the



only jamboree stamp by a host nation showing the founder up to this time.

The 12th world jamboree in 1967 was held in the United States at Farragut State Park, Idaho. Here the United States printed the first jamboree postal cards. They were very popular with Scouts and leaders who were writing to home or friends. Ten million air mail cards were printed, with 620,024 being sold on the first day of issue.

Japan continued the Scout stamp tradition in 1971 when it hosted the 13th world jamboree. Its stamp showed a Scout bugler.

POSTAGE STAMPS HONORING GIRL AND BOY SCOUTS . . .

1918	Czechoslovakia	1959	Indonesia	Jamaica	Paraguay
1920	Siam (Also Postcards)		Nationalist China	Jordan	Salvador
1925	Hungary		New Zealand	Liberia	Togo
1931	Romania		Philippines	Mexico	Uruguay
1932	Liechtenstein	1960	Vietnam	Nicaragua	Yemen
	Romania			Nigeria	1969 Barbados
1933	Hungary			Paraguay	Barbuda
1934	Romania			Qatar	Bermuda
1935	Romania			Ryukyus	Botswana
1936	Romania			1966 Algeria	Cook Islands
1937	Dutch Indies			Dahomey	Guyana
	Netherlands			Egypt U. A. R.	Iran
				Gabon	Philippines
1938	Lithuania			Guatemala	Poland
	Poland			Haiti	Qatar
	Turkey	1961	Afghanistan	Korea	Saudi Arabia
1939	France (Postcard)		Argentina	Kuwait	Sierra Leone
	Hungary		Germany	Libya	Switzerland
1940	Hungary		Haiti	New Zealand	1970 Anguilla
1941	Hungary		Korea	Philippines	Bahamas
1944	New Zealand		Liberia	Qatar	Bhutan
1946	Turkey		Philippines	Saudi Arabia	Bolivia
1947	France		Surinam	Upper Volta	India
1948	Australia		Thailand	1967 Algeria	Japan
	Philippines		Trinidad and Tobago	Bahamas	Mali
	U.S.A.			Bhutan	Montserrat
1949	Japan	1962	Afghanistan	Burundi	Philippines
	Netherlands		Austria	Ceylon	Senegal
	Nicaragua		Barbados	Chad	Syria
	Turkey		Canal Zone	Congo Republic	1971 Bhutan
1950	Iran		Ceylon	Dahomey	Chad
	U.S.A.		Colombia	Gabon	Chile
1951	Austria		Egypt U.A.R.	Ghana	Congo
1952	Australia		Haiti	Guatemala	Dominica
	Jamaica		Japan	Haiti	French Polynesia
1953	Liechtenstein		Korea	India	Ghana
	New Zealand		Lebanon	Iran	Grenada
1954	Brazil		Libya	Iraq	Haiti
	Cuba		Morocco	Korea	Hong Kong
	Philippines		Paraguay	Lesotho	Japan
1955	Canada	1963	Portugal	Liberia	Korea
	Indonesia		Turkey	Luxembourg	Liberia
1956	Egypt U. A. R.		U.S.A.	Mali	Mali
	Iran			Mauritania	Mauritania
1957	Bahrain			Nepal	Nicaragua
	Belgium			Niger	Niger
	Brazil	1964	Nigeria	Pakistan	Saudi Arabia
	Cuba		Maldivive Islands	Qatar	Senegal
	Dominican Republic		Switzerland	Saudi Arabia	Trinidad
	Finland		Afghanistan	Somalia	Tristan da Cunha
	Great Britain		Egypt U.A.R.	U.S.A. (Postcard)	Upper Volta
	Iran		Fiji	Upper Volta	1972 Barbados
	Korea		Haiti	Yemen	Chad
	Liechtenstein		Iceland	1968 Algeria	Dahomey
	Luxembourg		Jamaica	Anguilla	Anguilla
	Muscat		Libya	Barbados	Ghana
	Nationalist China		Malagasy	Burundi	Grenada
	Netherlands Antilles		Panama	Costa Rica	Iran
	Nicaragua		Ryukyus	Egypt U. A. R.	Iraq
	Philippines		St. Vincent	Gibraltar	Japan
	Qatar		Surinam	Grenada	Korea
1958	Pakistan	1965	Trinidad and Tobago	Haiti	Maldivive Islands
	Syria U.A.R.		Yemen	Indonesia	Mali
				Iran	Niger
				Israel	Philippines
				Italy	Thailand
				Korea	Yemen
				Maldivive Islands	

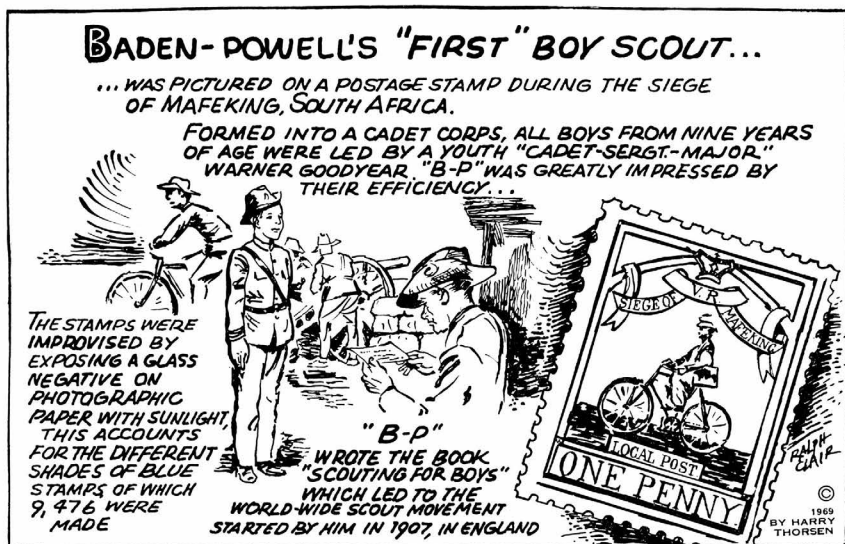
Stories Behind Stamps

7. Prepare a page showing ingenuity in displaying one or more stamps. Use clippings, drawings, or any other means to emphasize the story behind the stamp or stamps.

Many stamps honor famous people such as statesmen, inventors, kings, queens, and leaders of various movements or services. Others may recognize the achievements of organizations like Scouting, the Red Cross, or 4-H, and still others mark holidays like Christmas. Some stamps have very interesting stories behind them. One such stamp is what might be called the first Scout stamp.

Its story begins in 1900 in South Africa. The Boer War, in which Great Britain was fighting the Boer settlers, was raging. The British held a little town called Mafeking, and the Boers laid siege to it. For 217 days the siege continued.

The British commander was Robert S. S. Baden-Powell. To help in communications, Baden-Powell formed a cadet corps of boys. These boys served as



**"UNCLE DAN" BEARD HONORED ON A
POSTAGE STAMP OF THE AFRICAN NATION OF TOGO**



OUR FIRST NATIONAL SCOUT
COMMISSIONER OF THE BOY SCOUTS
OF AMERICA, AND ONE OF SCOUTING'S
FOUNDERS, DAN BEARD WAS LOVED
BY AMERICAN BOYS FOR HIS MANY
BOOKS AND ARTICLES IN BOYS' LIFE
MAGAZINE ON CAMPING, COOKING,
WOODCRAFT, PIONEERING
AND NATURE.

1961



uniformed messengers, carrying messages from the commander to his outposts.

During the long siege, the officers began producing postage stamps, mostly for their own amusement. When Baden-Powell found out about it, he suggested that his messenger, Cadet Sergeant Major Goodyear, be pictured on one of the stamps. These stamps were recognized as real postage stamps when the war ended in 1902.

In 1907, Baden-Powell formed the Scouting movement. In later years, Baden-Powell called young Goodyear his first Scout, because his ideas for Scouting had been forming during the siege of Mafeking.

The World's Most Valuable Stamp

Shown here is the world's most valuable stamp. In 1969, it was sold at an auction for \$280,000 — and its face value was 1 cent!

This stamp was printed in 1856 in British Guiana, which is now the independent country of Guyana. When it was still a British colony, British Guiana's stamps were printed in England. This one was printed in the colony because supplies were slow in arriving from England.

STAMP COLLECTING

1976



BOY SCOUTS
OF AMERICA



STAMP COLLECTING

By Harry D. Thorsen, Jr.,
Founder, Scouts on Stamps Society, International



1976 Printing of the
1974 Edition

**BOY SCOUTS OF AMERICA
NORTH BRUNSWICK, NEW JERSEY**

Requirements

- 1. Discuss how you bettered your understanding of persons, places, institutions, history, and geography in your own country and in the world because of your collecting stamps. (Be able to discuss several of each.)**
- 2. Explain something of the growth and development, problems, and history of the U.S. postal system. Explain how our postal system is different from those of some other countries.**
- 3. Demonstrate the use of one of the standard catalogs. Show what you look for. Explain why market prices vary so much from catalog prices for both mint and used stamps.**
- 4. Explain the meaning of the "fine condition" of a stamp. Show one stamp that is well centered, fully perforated, clearly canceled, clean, and undamaged by tears or thin spots. Tell how this affects the stamp value. Tell what country's stamps you consider especially attractive. Why?**
- 5. Demonstrate a knowledge of albums and how to mount stamps with or without hinges. Show the use of a perforation gauge, watermark detector, magnifying glass, and stamp tongs.**
- 6. Display stamps that show the following: perforation, imperforate, roulette, cancellation, cover, mint, coil stamp, overprint, surcharge, engraving,**

and types printed by other methods including photogravure, offset lithography, typography, and letterpress.

7. Prepare a page showing ingenuity in displaying one or more stamps. Use clippings, drawings, or any other means to emphasize the story behind the stamp or stamps.
8. Show one stamp in each of the following classifications. Explain the purpose of each: regular postage, commemorative, semipostal, airmail, postage due, envelope, special delivery, precancel, revenue, postage meter labels, and air-letter sheets.
9. Explain various types of stamp collections, including topical collections.
10. Mount and exhibit in a commercial album or an album of your own making one of the following:
 - a. A collection of 750 or more different stamps from at least 30 countries
 - b. A collection of 150 or more different stamps from a single country or a group of closely related countries
 - c. A collection of 75 or more different stamps on some special subject such as birds, trees, great men, music, aviation, Scouts on stamps, etc. (Stamps may be from any number of countries.)
 - d. A collection of 200 or more different special items such as precanceled stamps, postage meter labels, revenue stamps, covers, postal stationery, etc.

Philatelic Societies

American Philatelic Society

P.O. Box 800, State College, Pa. 16801

American Topical Association

3306 North 50th St., Milwaukee, Wis. 53216

Junior Philatelic Society of America

P.O. Box 9634 Midtown Plaza Station

Rochester, N.Y. 14604

Scouts on Stamps Society, International

1000 Golfview Road, Glenview, Ill. 60025

Society of Philatelic Americans

P.O. Box 957, Bryn Mawr, Pa. 19010



Credits

Appreciation is expressed to the following for their assistance in the preparation of this pamphlet:

H. E. Harris and Company


Ernest A. Kehr, Stamp News Bureau

Society of Philatelic Americans

United States Postal Service

Advance in Scouting.....
Earn Merit Badges....

Read **Boys' Life**



Boys' Life is published monthly to help you learn more about your program and the world around you and *advance* in Scouting.

Regular features and special articles give you help in the merit badge subjects. As you begin to earn a merit badge, check *Boys' Life* for ideas.

You'll find that the latest pamphlets are reviewed regularly in the book section. Keep up-to-date on your merit badges and Scouting skills by subscribing to *Boys' Life*, available to Scouts at half price through their troop.



1976



**STAMP
COLLECTING**

**BOY SCOUTS
OF AMERICA**



1976



3722

STAMP COLLECTING

1978



BOY SCOUTS
OF AMERICA



STAMP COLLECTING

By Harry D. Thorsen, Jr.,
Founder, Scouts on Stamps Society, International



1978 Printing of the
1974 Edition

**BOY SCOUTS OF AMERICA
NORTH BRUNSWICK, NEW JERSEY**

Requirements

- 1. Discuss how you bettered your understanding of persons, places, institutions, history, and geography in your own country and in the world because of your collecting stamps. (Be able to discuss several of each.)**
- 2. Explain something of the growth and development, problems, and history of the U.S. postal system. Explain how our postal system is different from those of some other countries.**
- 3. Demonstrate the use of one of the standard catalogs. Show what you look for. Explain why market prices vary so much from catalog prices for both mint and used stamps.**
- 4. Explain the meaning of the "fine condition" of a stamp. Show one stamp that is well centered, fully perforated, clearly canceled, clean, and undamaged by tears or thin spots. Tell how this affects the stamp value. Tell what country's stamps you consider especially attractive. Why?**
- 5. Demonstrate a knowledge of albums and how to mount stamps with or without hinges. Show the use of a perforation gauge, watermark detector, magnifying glass, and stamp tongs.**
- 6. Display stamps that show the following: perforation, imperforate, roulette, cancellation, cover, mint, coil stamp, overprint, surcharge, engraving,**

and types printed by other methods including photogravure, offset lithography, typography, and letterpress.

7. Prepare a page showing ingenuity in displaying one or more stamps. Use clippings, drawings, or any other means to emphasize the story behind the stamp or stamps.
8. Show one stamp in each of the following classifications. Explain the purpose of each: regular postage, commemorative, semipostal, airmail, postage due, envelope, special delivery, precancel, revenue, postage meter labels, and air-letter sheets.
9. Explain various types of stamp collections, including topical collections.
10. Mount and exhibit in a commercial album or an album of your own making one of the following:
 - a. A collection of 750 or more different stamps from at least 30 countries
 - b. A collection of 150 or more different stamps from a single country or a group of closely related countries
 - c. A collection of 75 or more different stamps on some special subject such as birds, trees, great men, music, aviation, Scouts on stamps, etc. (Stamps may be from any number of countries.)
 - d. A collection of 200 or more different special items such as precanceled stamps, postage meter labels, revenue stamps, covers, postal stationery, etc.

Philatelic Societies

American Philatelic Society
 P.O. Box 800, State College, Pa. 16801
 American Topical Association
 3306 North 50th St., Milwaukee, Wis. 53216
 Junior Philatelists of America
 P.O. Box 9483, Bexley Branch
 Columbus, Ohio 43209
 Scouts on Stamps Society, International
 1000 Golfview Rd., Glenview, Ill. 60025
 Society of Philatelic Americans
 P.O. Box 957, Bryn Mawr, Pa. 19010



Credits

Appreciation is expressed to the following for their assistance in the preparation of this pamphlet:

H. E. Harris and Company
 Ernest A. Kehr, Stamp News Bureau
 Society of Philatelic Americans
 United States Postal Service

Advance in Scouting:....

Earn Merit Badges....



Read **BOYS' LIFE**




Boys' Life is published monthly to help you learn more about your program and the world around you and *advance* in Scouting.

Regular features and special articles give you help in the merit badge subjects. As you begin to earn a merit badge, check *Boys' Life* for ideas.

You'll find that the latest pamphlets are reviewed regularly in the book section. Keep up-to-date on your merit badges and Scouting skills by subscribing to *Boys' Life*, available to Scouts at half price through their troop.



STAMP COLLECTING



BOY SCOUTS OF AMERICA
MERIT BADGE SERIES

STAMP COLLECTING

By Harry D. Thorsen, Jr.,
Founder, Scouts on Stamps Society, International



1979 Printing of the
1974 Edition

Requirements

- 1. Discuss how you bettered your understanding of persons, places, institutions, history, and geography in your own country and in the world because of your collecting stamps. (Be able to discuss several of each.)**
- 2. Explain something of the growth and development, problems, and history of the U.S. postal system. Explain how our postal system is different from those of some other countries.**
- 3. Demonstrate the use of one of the standard catalogs. Show what you look for. Explain why market prices vary so much from catalog prices for both mint and used stamps.**
- 4. Explain the meaning of the "fine condition" of a stamp. Show one stamp that is well centered, fully perforated, clearly canceled, clean, and undamaged by tears or thin spots. Tell how this affects the stamp value. Tell what country's stamps you consider especially attractive. Why?**
- 5. Demonstrate a knowledge of albums and how to mount stamps with or without hinges. Show the use of a perforation gauge, watermark detector, magnifying glass, and stamp tongs.**
- 6. Display stamps that show the following: perforation, imperforate, roulette, cancellation, cover, mint, coil stamp, overprint, surcharge, engraving,**

and types printed by other methods including photogravure, offset lithography, typography, and letterpress.

7. Prepare a page showing ingenuity in displaying one or more stamps. Use clippings, drawings, or any other means to emphasize the story behind the stamp or stamps.
8. Show one stamp in each of the following classifications. Explain the purpose of each: regular postage, commemorative, semipostal, airmail, postage due, envelope, special delivery, precancel, revenue, postage meter labels, and air-letter sheets.
9. Explain various types of stamp collections, including topical collections.
10. Mount and exhibit in a commercial album or an album of your own making one of the following:
 - a. A collection of 750 or more different stamps from at least 30 countries
 - b. A collection of 150 or more different stamps from a single country or a group of closely related countries
 - c. A collection of 75 or more different stamps on some special subject such as birds, trees, great men, music, aviation, Scouts on stamps, etc. (Stamps may be from any number of countries.)
 - d. A collection of 200 or more different special items such as precanceled stamps, postage meter labels, revenue stamps, covers, postal stationery, etc.

Philatelic Societies


American Philatelic Society
 P.O. Box 800, State College, Pa. 16801

American Topical Association
 3306 North 50th St., Milwaukee, Wis. 53216

Junior Philatelists of America
 P.O. Box 09483,
 Columbus, Ohio 43209

Scouts on Stamps Society, International
 1000 Golfview Rd., Glenview, Ill. 60025

Society of Philatelic Americans
 P.O. Box 957, Bryn Mawr, Pa. 19010



Credits

Appreciation is expressed to the following for their assistance in the preparation of this pamphlet:

H.E. Harris and Company

Ernest A. Kehr, Stamp News Bureau

Society of Philatelic Americans

United States Postal Service

ADVANCE IN SCOUTING . . .
EARN MERIT BADGES . . .

READ

BOYS' LIFE



Boys' Life is published monthly to help you learn more about your program and the world around you and *advance* in Scouting.

Regular features and special articles give you help in the merit badge subjects. As you begin to earn a merit badge, check *Boys' Life* for ideas.

You'll find that the latest pamphlets are reviewed regularly in the book section. Keep up-to-date on your merit badges and Scouting skills by subscribing to *Boys' Life*, available to Scouts at half price through their troop.



SCOUTING/USA

1980



STAMP COLLECTING




BOY SCOUTS OF AMERICA
MERIT BADGE SERIES

1980

STAMP COLLECTING

By Harry D. Thorsen, Jr.,
Founder, Scouts on Stamps Society, International



BOY SCOUTS OF AMERICA
IRVING, TEXAS

**1980 Printing of the
1974 Edition**

Requirements

- 1. Discuss how you bettered your understanding of persons, places, institutions, history, and geography in your own country and in the world because of your collecting stamps. (Be able to discuss several of each.)**
- 2. Explain something of the growth and development, problems, and history of the U.S. postal system. Explain how our postal system is different from those of some other countries.**
- 3. Demonstrate the use of one of the standard catalogs. Show what you look for. Explain why market prices vary so much from catalog prices for both mint and used stamps.**
- 4. Explain the meaning of the "fine condition" of a stamp. Show one stamp that is well centered, fully perforated, clearly canceled, clean, and undamaged by tears or thin spots. Tell how this affects the stamp value. Tell what country's stamps you consider especially attractive. Why?**
- 5. Demonstrate a knowledge of albums and how to mount stamps with or without hinges. Show the use of a perforation gauge, watermark detector, magnifying glass, and stamp tongs.**
- 6. Display stamps that show the following: perforation, imperforate, roulette, cancellation, cover, mint, coil stamp, overprint, surcharge, engraving,**

and types printed by other methods including photogravure, offset lithography, typography, and letterpress.

7. Prepare a page showing ingenuity in displaying one or more stamps. Use clippings, drawings, or any other means to emphasize the story behind the stamp or stamps.
8. Show one stamp in each of the following classifications. Explain the purpose of each: regular postage, commemorative, semipostal, airmail, postage due, envelope, special delivery, precancel, revenue, postage meter labels, and air-letter sheets.
9. Explain various types of stamp collections, including topical collections.
10. Mount and exhibit in a commercial album or an album of your own making one of the following:
 - a. A collection of 750 or more different stamps from at least 30 countries
 - b. A collection of 150 or more different stamps from a single country or a group of closely related countries
 - c. A collection of 75 or more different stamps on some special subject such as birds, trees, great men, music, aviation, Scouts on stamps, etc. (Stamps may be from any number of countries.)
 - d. A collection of 200 or more different special items such as precanceled stamps, postage meter labels, revenue stamps, covers, postal stationery, etc.

Philatelic Societies

American Philatelic Society

P.O. Box 800, State College, Pa. 16801

American Topical Association

3306 North 50th St., Milwaukee, Wis. 53216

Junior Philatelists of America

P.O. Box 09483,

Columbus, Ohio 43209


Scouts on Stamps Society, International

7305 Bounty Drive

Sarasota, Fla. 33581

Society of Philatelic Americans

P.O. Box 957, Bryn Mawr, Pa. 19010



Credits

Appreciation is expressed to the following for their assistance in the preparation of this pamphlet:

H. E. Harris and Company

Ernest A. Kehr, Stamp News Bureau

Society of Philatelic Americans


Society of Philatelic Americans

United States Postal Service

ADVANCE IN SCOUTING . . .
EARN MERIT BADGES . . .

READ

BOYS' LIFE



Boys' Life is published monthly to help you learn more about your program and the world around you and *advance* in Scouting.

Regular features and special articles give you help in the merit badge subjects. As you begin to earn a merit badge, check *Boys' Life* for ideas.

You'll find that the latest pamphlets are reviewed regularly in the book section. Keep up-to-date on your merit badges and Scouting skills by subscribing to *Boys' Life*, available to Scouts at half price through their troop.



SCOUTING/USA



STAMP COLLECTING



BOY SCOUTS OF AMERICA
MERIT BADGE SERIES

STAMP COLLECTING

By Harry D. Thorsen, Jr.,
Founder, Scouts on Stamps Society, International



BOY SCOUTS OF AMERICA
IRVING, TEXAS

**1981 Printing of the
1974 Edition**

Requirements

- 1. Discuss how you bettered your understanding of persons, places, institutions, history, and geography in your own country and in the world because of your collecting stamps. (Be able to discuss several of each.)**
- 2. Explain something of the growth and development, problems, and history of the U.S. postal system. Explain how our postal system is different from those of some other countries.**
- 3. Demonstrate the use of one of the standard catalogs. Show what you look for. Explain why market prices vary so much from catalog prices for both mint and used stamps.**
- 4. Explain the meaning of the “fine condition” of a stamp. Show one stamp that is well centered, fully perforated, clearly canceled, clean, and undamaged by tears or thin spots. Tell how this affects the stamp value. Tell what country’s stamps you consider especially attractive. Why?**
- 5. Demonstrate a knowledge of albums and how to mount stamps with or without hinges. Show the use of a perforation gauge, watermark detector, magnifying glass, and stamp tongs.**
- 6. Display stamps that show the following: perforation, imperforate, roulette, cancellation, cover, mint, coil stamp, overprint, surcharge, engraving,**

and types printed by other methods including photogravure, offset lithography, typography, and letterpress.

7. Prepare a page showing ingenuity in displaying one or more stamps. Use clippings, drawings, or any other means to emphasize the story behind the stamp or stamps.
8. Show one stamp in each of the following classifications. Explain the purpose of each: regular postage, commemorative, semipostal, airmail, postage due, envelope, special delivery, precancel, revenue, postage meter labels, and air-letter sheets.
9. Explain various types of stamp collections, including topical collections.
10. Mount and exhibit in a commercial album or an album of your own making one of the following:
 - a. A collection of 750 or more different stamps from at least 30 countries
 - b. A collection of 150 or more different stamps from a single country or a group of closely related countries
 - c. A collection of 75 or more different stamps on some special subject such as birds, trees, great men, music, aviation, Scouts on stamps, etc. (Stamps may be from any number of countries.)
 - d. A collection of 200 or more different special items such as precanceled stamps, postage meter labels, revenue stamps, covers, postal stationery, etc.

Philatelic Societies

American Philatelic Society

P.O. Box 800, State College, Pa. 16801

American Topical Association

3306 North 50th St., Milwaukee, Wis. 53216

Junior Philatelists of America

P.O. Box 09483,

Columbus, Ohio 43209


Scouts on Stamps Society, International

7305 Bounty Drive

Sarasota, Fla. 33581

Society of Philatelic Americans

P.O. Box 957, Bryn Mawr, Pa. 19010



Credits

Appreciation is expressed to the following for their assistance in the preparation of this pamphlet:

H. E. Harris and Company

Ernest A. Kehr, Stamp News Bureau

Society of Philatelic Americans

Society of Philatelic Americans

United States Postal Service

ADVANCE IN SCOUTING . . .
EARN MERIT BADGES . . .

READ

BOYS' LIFE



Boys' Life is published monthly to help you learn more about your program and the world around you and *advance* in Scouting.

Regular features and special articles give you help in the merit badge subjects. As you begin to earn a merit badge, check *Boys' Life* for ideas.

You'll find that the latest pamphlets are reviewed regularly in the book section. Keep up-to-date on your merit badges and Scouting skills by subscribing to *Boys' Life*, available to Scouts at half price through their troop.



SCOUTING/USA

1983



STAMP COLLECTING



BOY SCOUTS OF AMERICA
MERIT BADGE SERIES

STAMP COLLECTING

By Harry D. Thorsen, Jr.,

Founder, Scouts on Stamps Society, International



BOY SCOUTS OF AMERICA
IRVING, TEXAS

**1983 Printing of the
1974 Edition**

Requirements

1. Discuss how you bettered your understanding of persons, places, institutions, history, and geography in your own country and in the world, because of your collecting stamps. (Be able to discuss several of each.)
2. Explain something of the growth and development, problems, and history of the U.S. postal system. Explain how our postal system is different from those of some other countries.
3. Demonstrate the use of one of the standard catalogs. Show what you look for. Explain why market prices vary so much from catalog prices for both mint and used stamps.
4. Explain the meaning of "good condition" of a stamp. Show one stamp that is well centered, fully perforated, clearly canceled, clean, and undamaged by tears or thin spots. Tell how this affects the stamp value. Tell what country's stamps you consider especially attractive. Why?
5. Demonstrate a knowledge of albums and how to mount stamps with or without hinges. Show the use of a perforation gauge, watermark detector, magnifying glass, and stamp tongs.
6. Display stamps that show the following: perforation, imperforate, roulette, cancellation, cover, mint, coil stamp, overprint, surcharge, engraving, and types printed by other methods including photogravure, offset lithography, typography, and letterpress.

Copyright © 1974
Boy Scouts of America
Irving, Texas
Library of Congress Catalog Card Number: 19-600
ISBN 0-8395-3359-4
No. 3359 Printed in U.S.A. 6.5M783

7. Prepare a page showing ingenuity in displaying one or more stamps. Use clippings, drawings, or any other means to emphasize the story behind the stamp or stamps.
8. Show one stamp in each of the following classifications. Explain the purpose of each: regular postage, commemorative, semipostal, airmail, postage due, envelope, special delivery, precancel, revenue, postage meter labels, and airletter sheets.
9. Explain various types of stamp collections, including topical collections.
10. Mount and show in a commercial album or an album of your own making ONE of the following:
 - (a) A collection of 750 or more different stamps from at least 30 countries
 - (b) A collection of 150 or more different stamps from a single country or a group of closely related countries.
 - (c) A collection of 75 or more different birds, trees, great men, music, aviation, Scouts on stamps, etc. (Stamps may be from any number of countries.)
 - (d) A collection of 200 or more different special items such as precanceled stamps, postage meters, revenue stamps, covers, postal stationery, etc.

Minkus Publications, 116 West 32d Street, New York,
NY 10001.

Scott Publishing Co., 530 5th Avenue, New York,
NY 10036.

Washington Press, Maplewood, NJ 07040.

Philatelic Societies

American Philatelic Society
P.O. Box 800, State College, PA 16801

American Topical Association
3306 North 50th Street, Milwaukee, WI 53216

Junior Philatelists of America
Box 383, Boonville, NY 13309

Scouts on Stamps Society International
4303 South Hubert Avenue, Tampa, FL 33511

Society of Philatelic Americans
P.O. Box 9041, Wilmington, DE 19809



Credits

The Boy Scouts of America gratefully acknowledges the assistance of the following in the preparation of this pamphlet:

H. E. Harris and Company

Ernest A. Kehr, Stamp News Bureau

Society of Philatelic Americans

United States Postal Service

ADVANCE IN SCOUTING ...
EARN MERIT BADGES ...

READ

BOYS' LIFE



Boys' Life is published monthly to help you learn more about your program and the world around you and *advance* in Scouting.

Regular features and special articles give you help in the merit badge subjects. As you begin to earn a merit badge, check *Boys' Life* for ideas.

You'll find that the latest pamphlets are reviewed regularly in the book section. Keep up-to-date on your merit badges and Scouting skills by subscribing to *Boys' Life*, available to Scouts at half price through their troop.



SCOUTING/USA

1984



STAMP COLLECTING



BOY SCOUTS OF AMERICA
MERIT BADGE SERIES

STAMP COLLECTING

By Harry D. Thorsen, Jr.,

Founder, Scouts on Stamps Society, International



BOY SCOUTS OF AMERICA
IRVING, TEXAS

1984 Printing of the
1974 Edition

Requirements

1. Discuss how you bettered your understanding of persons, places, institutions, history, and geography in your own country and in the world, because of your collecting stamps. (Be able to discuss several of each.)
2. Explain something of the growth and development, problems, and history of the U.S. postal system. Explain how our postal system is different from those of some other countries.
3. Demonstrate the use of one of the standard catalogs. Show what you look for. Explain why market prices vary so much from catalog prices for both mint and used stamps.
4. Explain the meaning of "good condition" of a stamp. Show one stamp that is well centered, fully perforated, clearly canceled, clean, and undamaged by tears or thin spots. Tell how this affects the stamp value. Tell what country's stamps you consider especially attractive. Why?
5. Demonstrate a knowledge of albums and how to mount stamps with or without hinges. Show the use of a perforation gauge, watermark detector, magnifying glass, and stamp tongs.
6. Display stamps that show the following: perforation, imperforate, roulette, cancellation, cover, mint, coil stamp, overprint, surcharge, engraving, and types printed by other methods including photogravure, offset lithography, typography, and letterpress.

7. Prepare a page showing ingenuity in displaying one or more stamps. Use clippings, drawings, or any other means to emphasize the story behind the stamp or stamps.
8. Show one stamp in each of the following classifications. Explain the purpose of each: regular postage, commemorative, semipostal, airmail, postage due, envelope, special delivery, precancel, revenue, postage meter labels, and airletter sheets.
9. Explain various types of stamp collections, including topical collections.
10. Mount and show in a commercial album or an album of your own making ONE of the following:
 - (a) A collection of 750 or more different stamps from at least 30 countries
 - (b) A collection of 150 or more different stamps from a single country or a group of closely related countries.
 - (c) A collection of 75 or more different birds, trees, great men, music, aviation, Scouts on stamps, etc. (Stamps may be from any number of countries.)
 - (d) A collection of 200 or more different special items such as precanceled stamps, postage meters, revenue stamps, covers, postal stationery, etc.

Minkus Publications, 116 West 32d Street, New York,
NY 10001.

Scott Publishing Co., 530 5th Avenue, New York,
NY 10036.

Washington Press, Maplewood, NJ 07040.

Philatelic Societies

American Philatelic Society
P.O. Box 800, State College, PA 16801

American Topical Association
3306 North 50th Street, Milwaukee, WI 53216

Junior Philatelists of America
Box 383, Boonville, NY 13309

Scouts on Stamps Society International
4303 South Hubert Avenue, Tampa, FL 33511

Society of Philatelic Americans
P.O. Box 9041, Wilmington, DE 19809



Credits

The Boy Scouts of America gratefully acknowledges the assistance of the following in the preparation of this pamphlet:

H. E. Harris and Company

Ernest A. Kehr, Stamp News Bureau

Society of Philatelic Americans

United States Postal Service

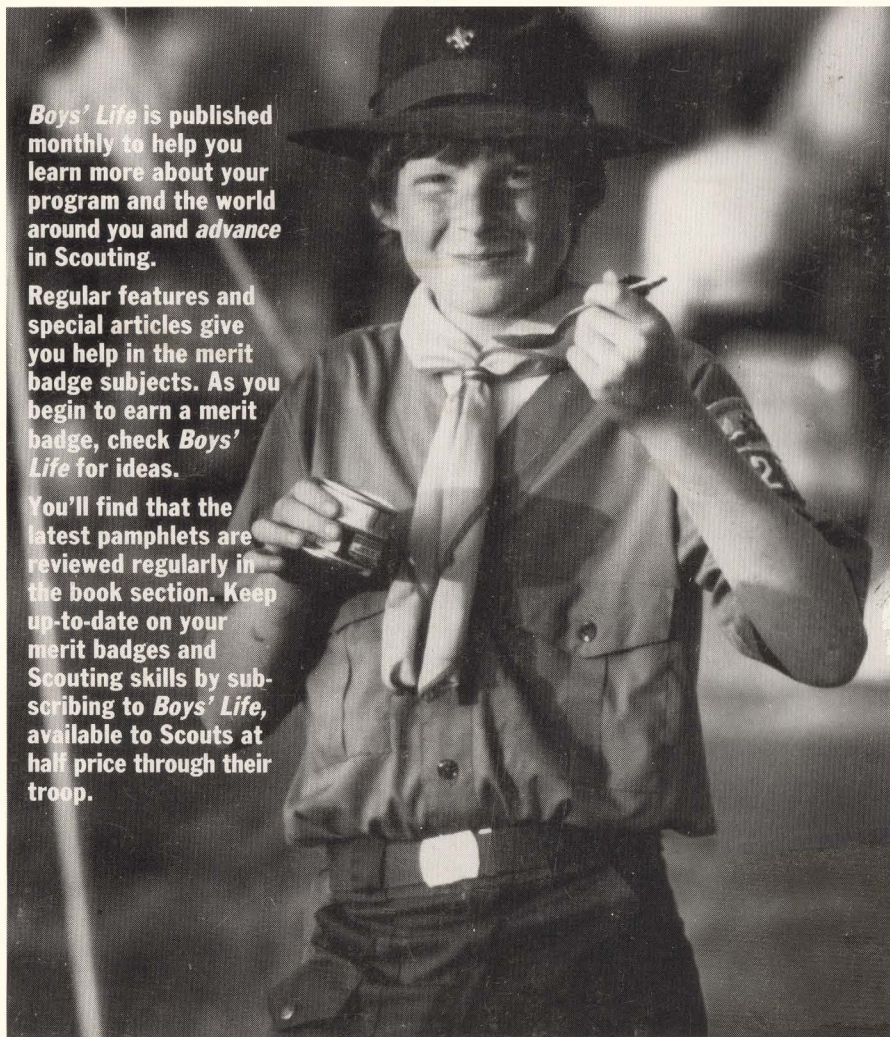
**ADVANCE IN SCOUTING . . .
EARN MERIT BADGES . . .
READ**

BOYS' LIFE

Boys' Life is published monthly to help you learn more about your program and the world around you and *advance* in Scouting.

Regular features and special articles give you help in the merit badge subjects. As you begin to earn a merit badge, check *Boys' Life* for ideas.

You'll find that the latest pamphlets are reviewed regularly in the book section. Keep up-to-date on your merit badges and Scouting skills by subscribing to *Boys' Life*, available to Scouts at half price through their troop.





STAMP COLLECTING




BOY SCOUTS OF AMERICA
MERIT BADGE SERIES

1986

STAMP COLLECTING

By Harry D. Thorsen, Jr.,

Founder, Scouts on Stamps Society, International



BOY SCOUTS OF AMERICA
IRVING, TEXAS

1986 Printing of the
1974 Edition

Requirements

1. Discuss how you bettered your understanding of persons, places, institutions, history, and geography in your own country and in the world, because of your collecting stamps. (Be able to discuss several of each.)
2. Explain something of the growth and development, problems, and history of the U.S. postal system. Explain how our postal system is different from those of some other countries.
3. Demonstrate the use of one of the standard catalogs. Show what you look for. Explain why market prices vary so much from catalog prices for both mint and used stamps.
4. Explain the meaning of "good condition" of a stamp. Show one stamp that is well centered, fully perforated, clearly canceled, clean, and undamaged by tears or thin spots. Tell how this affects the stamp value. Tell what country's stamps you consider especially attractive. Why?
5. Demonstrate a knowledge of albums and how to mount stamps with or without hinges. Show the use of a perforation gauge, watermark detector, magnifying glass, and stamp tongs.
6. Display stamps that show the following: perforation, imperforate, roulette, cancellation, cover, mint, coil stamp, overprint, surcharge, engraving, and types printed by other methods including photogravure, offset lithography, typography, and letterpress.

7. Prepare a page showing ingenuity in displaying one or more stamps. Use clippings, drawings, or any other means to emphasize the story behind the stamp or stamps.
8. Show one stamp in each of the following classifications. Explain the purpose of each: regular postage, commemorative, semipostal, airmail, postage due, envelope, special delivery, precancel, revenue, postage meter labels, and airletter sheets.
9. Explain various types of stamp collections, including topical collections.
10. Mount and show in a commercial album or an album of your own making ONE of the following:
 - (a) A collection of 750 or more different stamps from at least 30 countries
 - (b) A collection of 150 or more different stamps from a single country or a group of closely related countries.
 - (c) A collection of 75 or more different birds, trees, great men, music, aviation, Scouts on stamps, etc. (Stamps may be from any number of countries.)
 - (d) A collection of 200 or more different special items such as precanceled stamps, postage meters, revenue stamps, covers, postal stationery, etc.

Minkus Publications, 116 West 32d Street, New York,
NY 10001.

Scott Publishing Co., 530 5th Avenue, New York,
NY 10036.

Washington Press, Maplewood, NJ 07040.

Philatelic Societies

American Philatelic Society
P.O. Box 800, State College, PA 16801

American Topical Association
3306 North 50th Street, Milwaukee, WI 53216

Junior Philatelists of America
Box 383, Boonville, NY 13309

Scouts on Stamps Society International
4303 South Hubert Avenue, Tampa, FL 33511

Society of Philatelic Americans
P.O. Box 9041, Wilmington, DE 19809



Credits

The Boy Scouts of America gratefully acknowledges the assistance of the following in the preparation of this pamphlet:

H. E. Harris and Company

Ernest A. Kehr, Stamp News Bureau

Society of Philatelic Americans

United States Postal Service

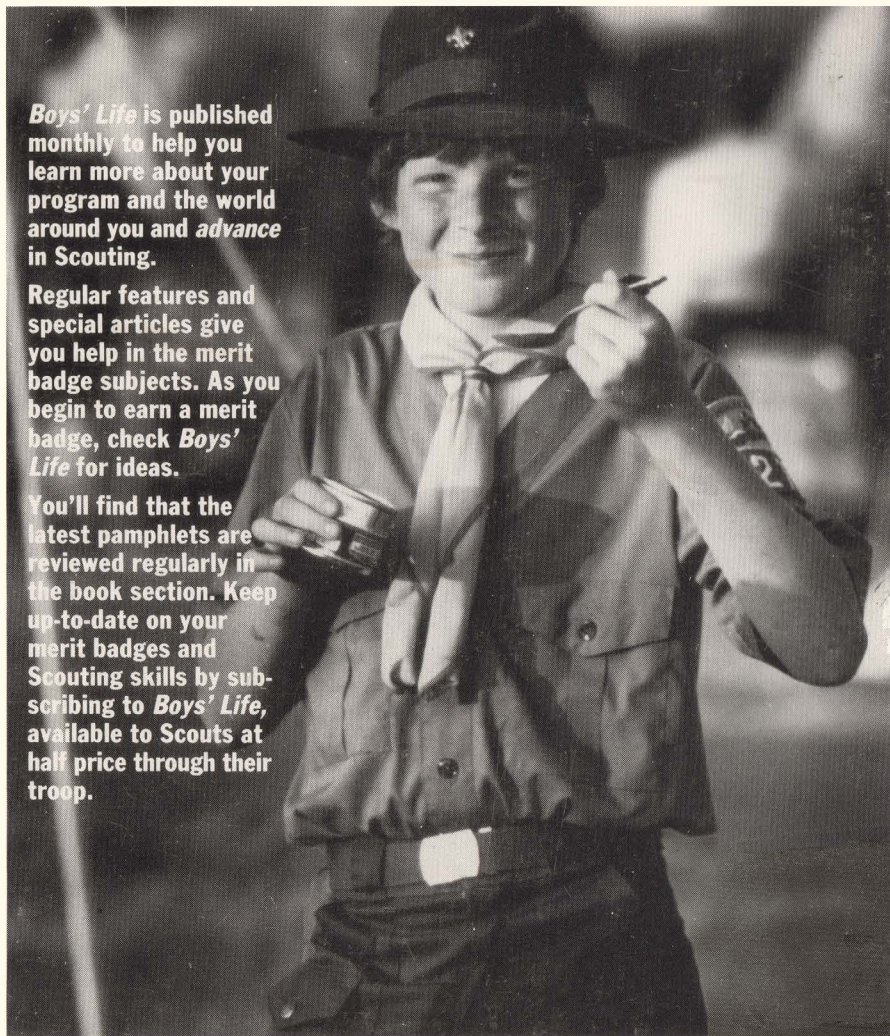
**ADVANCE IN SCOUTING . . .
EARN MERIT BADGES . . .
READ**

BOYS' LIFE

Boys' Life is published monthly to help you learn more about your program and the world around you and *advance* in Scouting.

Regular features and special articles give you help in the merit badge subjects. As you begin to earn a merit badge, check *Boys' Life* for ideas.

You'll find that the latest pamphlets are reviewed regularly in the book section. Keep up-to-date on your merit badges and Scouting skills by subscribing to *Boys' Life*, available to Scouts at half price through their troop.



1987




STAMP COLLECTING



BOY SCOUTS OF AMERICA
MERIT BADGE SERIES

STAMP COLLECTING

By Harry D. Thorsen, Jr.,
Founder, Scouts on Stamps Society, International



BOY SCOUTS OF AMERICA
IRVING, TEXAS

1987 Printing of the
1974 Edition

Requirements

1. Discuss how you bettered your understanding of persons, places, institutions, history, and geography in your own country and in the world, because of your collecting stamps. (Be able to discuss several of each.)
2. Explain something of the growth and development, problems, and history of the U.S. postal system. Explain how our postal system is different from those of some other countries.
3. Demonstrate the use of one of the standard catalogs. Show what you look for. Explain why market prices vary so much from catalog prices for both mint and used stamps.
4. Explain the meaning of "good condition" of a stamp. Show one stamp that is well centered, fully perforated, clearly canceled, clean, and undamaged by tears or thin spots. Tell how this affects the stamp value. Tell what country's stamps you consider especially attractive. Why?
5. Demonstrate a knowledge of albums and how to mount stamps with or without hinges. Show the use of a perforation gauge, watermark detector, magnifying glass, and stamp tongs.
6. Display stamps that show the following: perforation, imperforate, roulette, cancellation, cover, mint, coil stamp, overprint, surcharge, engraving, and types printed by other methods including photogravure, offset lithography, typography, and letterpress.

7. Prepare a page showing ingenuity in displaying one or more stamps. Use clippings, drawings, or any other means to emphasize the story behind the stamp or stamps.
8. Show one stamp in each of the following classifications. Explain the purpose of each: regular postage, commemorative, semipostal, airmail, postage due, envelope, special delivery, precancel, revenue, postage meter labels, and airletter sheets.
9. Explain various types of stamp collections, including topical collections.
10. Mount and show in a commercial album or an album of your own making ONE of the following:
 - (a) A collection of 750 or more different stamps from at least 30 countries
 - (b) A collection of 150 or more different stamps from a single country or a group of closely related countries.
 - (c) A collection of 75 or more different birds, trees, great men, music, aviation, Scouts on stamps, etc. (Stamps may be from any number of countries.)
 - (d) A collection of 200 or more different special items such as precanceled stamps, postage meters, revenue stamps, covers, postal stationery, etc.

Minkus Publications, 116 West 32d Street, New York,
NY 10001.

Scott Publishing Co., 530 5th Avenue, New York,
NY 10036.

Washington Press, Maplewood, NJ 07040.

Philatelic Societies

American Philatelic Society
P.O. Box 800, State College, PA 16801

American Topical Association
3306 North 50th Street, Milwaukee, WI 53216

Junior Philatelists of America
Box 383, Boonville, NY 13309

Scouts on Stamps Society International
4303 South Hubert Avenue, Tampa, FL 33511

Society of Philatelic Americans
P.O. Box 9041, Wilmington, DE 19809



Credits

The Boy Scouts of America gratefully acknowledges the assistance of the following in the preparation of this pamphlet:

H. E. Harris and Company

Ernest A. Kehr, Stamp News Bureau

Society of Philatelic Americans

United States Postal Service

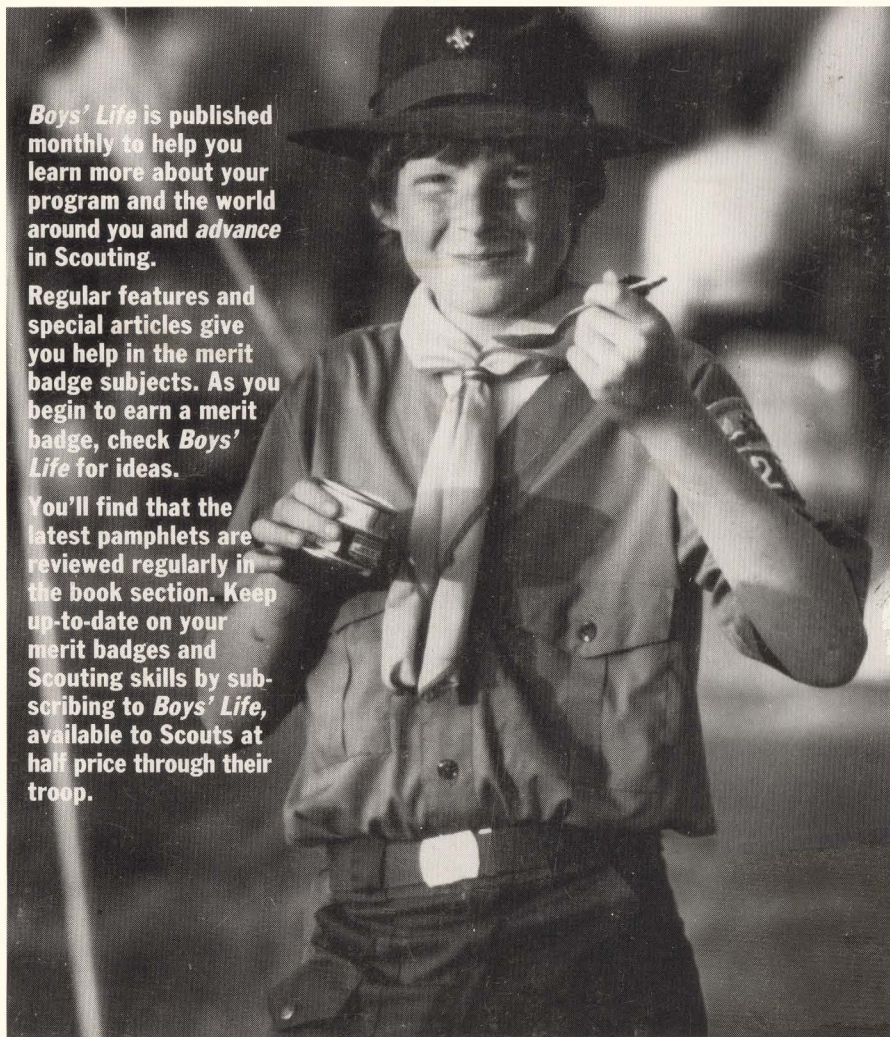
**ADVANCE IN SCOUTING . . .
EARN MERIT BADGES . . .
READ**

BOYS' LIFE

Boys' Life is published monthly to help you learn more about your program and the world around you and *advance* in Scouting.

Regular features and special articles give you help in the merit badge subjects. As you begin to earn a merit badge, check *Boys' Life* for ideas.

You'll find that the latest pamphlets are reviewed regularly in the book section. Keep up-to-date on your merit badges and Scouting skills by subscribing to *Boys' Life*, available to Scouts at half price through their troop.



1988



STAMP COLLECTING




BOY SCOUTS OF AMERICA
MERIT BADGE SERIES

1988

STAMP COLLECTING

By Harry D. Thorsen, Jr.,

Founder, Scouts on Stamps Society, International



BOY SCOUTS OF AMERICA
IRVING, TEXAS

**1988 Printing of the
1974 Edition**

Requirements

1. Discuss how you bettered your understanding of persons, places, institutions, history, and geography in your own country and in the world, because of your collecting stamps. (Be able to discuss several of each.)
2. Explain something of the growth and development, problems, and history of the U.S. postal system. Explain how our postal system is different from those of some other countries.
3. Demonstrate the use of one of the standard catalogs. Show what you look for. Explain why market prices vary so much from catalog prices for both mint and used stamps.
4. Explain the meaning of "good condition" of a stamp. Show one stamp that is well centered, fully perforated, clearly canceled, clean, and undamaged by tears or thin spots. Tell how this affects the stamp value. Tell what country's stamps you consider especially attractive. Why?
5. Demonstrate a knowledge of albums and how to mount stamps with or without hinges. Show the use of a perforation gauge, watermark detector, magnifying glass, and stamp tongs.
6. Display stamps that show the following: perforation, imperforate, roulette, cancellation, cover, mint, coil stamp, overprint, surcharge, engraving, and types printed by other methods including photogravure, offset lithography, typography, and letterpress.

7. Prepare a page showing ingenuity in displaying one or more stamps. Use clippings, drawings, or any other means to emphasize the story behind the stamp or stamps.
8. Show one stamp in each of the following classifications. Explain the purpose of each: regular postage, commemorative, semipostal, airmail, postage due, envelope, special delivery, precancel, revenue, postage meter labels, and airletter sheets.
9. Explain various types of stamp collections, including topical collections.
10. Mount and show in a commercial album or an album of your own making ONE of the following:
 - (a) A collection of 750 or more different stamps from at least 30 countries
 - (b) A collection of 150 or more different stamps from a single country or a group of closely related countries.
 - (c) A collection of 75 or more different birds, trees, great men, music, aviation, Scouts on stamps, etc. (Stamps may be from any number of countries.)
 - (d) A collection of 200 or more different special items such as precanceled stamps, postage meters, revenue stamps, covers, postal stationery, etc.

Minkus Publications, 116 West 32d Street, New York,
NY 10001.

Scott Publishing Co., 530 5th Avenue, New York,
NY 10036.

Washington Press, Maplewood, NJ 07040.

Philatelic Societies

American Philatelic Society
P.O. Box 800, State College, PA 16801

American Topical Association
3306 North 50th Street, Milwaukee, WI 53216

Junior Philatelists of America
Box 383, Boonville, NY 13309

Scouts on Stamps Society International
4303 South Hubert Avenue, Tampa, FL 33511

Society of Philatelic Americans
P.O. Box 9041, Wilmington, DE 19809



Credits

The Boy Scouts of America gratefully acknowledges the assistance of the following in the preparation of this pamphlet:

H. E. Harris and Company

Ernest A. Kehr, Stamp News Bureau

Society of Philatelic Americans

United States Postal Service


**ADVANCE IN SCOUTING . . .
EARN MERIT BADGES . . .
READ**

BOYS' LIFE

Boys' Life is published monthly to help you learn more about your program and the world around you and *advance* in Scouting.

Regular features and special articles give you help in the merit badge subjects. As you begin to earn a merit badge, check *Boys' Life* for ideas.

You'll find that the latest pamphlets are reviewed regularly in the book section. Keep up-to-date on your merit badges and Scouting skills by subscribing to *Boys' Life*, available to Scouts at half price through their troop.





STAMP COLLECTING



BOY SCOUTS OF AMERICA
MERIT BADGE SERIES

STAMP COLLECTING

By Harry D. Thorsen, Jr.,
Founder, Scouts on Stamps Society, International



BOY SCOUTS OF AMERICA
IRVING, TEXAS

1989 Printing of the
1974 Edition

Requirements

1. Discuss how you bettered your understanding of persons, places, institutions, history, and geography in your own country and in the world, because of your collecting stamps. (Be able to discuss several of each.)
2. Explain something of the growth and development, problems, and history of the U.S. postal system. Explain how our postal system is different from those of some other countries.
3. Demonstrate the use of one of the standard catalogs. Show what you look for. Explain why market prices vary so much from catalog prices for both mint and used stamps.
4. Explain the meaning of "good condition" of a stamp. Show one stamp that is well centered, fully perforated, clearly canceled, clean, and undamaged by tears or thin spots. Tell how this affects the stamp value. Tell what country's stamps you consider especially attractive. Why?
5. Demonstrate a knowledge of albums and how to mount stamps with or without hinges. Show the use of a perforation gauge, watermark detector, magnifying glass, and stamp tongs.
6. Display stamps that show the following: perforation, imperforate, roulette, cancellation, cover, mint, coil stamp, overprint, surcharge, engraving, and types printed by other methods including photogravure, offset lithography, typography, and letterpress.

7. Prepare a page showing ingenuity in displaying one or more stamps. Use clippings, drawings, or any other means to emphasize the story behind the stamp or stamps.
8. Show one stamp in each of the following classifications. Explain the purpose of each: regular postage, commemorative, semipostal, airmail, postage due, envelope, special delivery, precancel, revenue, postage meter labels, and airletter sheets.
9. Explain various types of stamp collections, including topical collections.
10. Mount and show in a commercial album or an album of your own making ONE of the following:
 - (a) A collection of 750 or more different stamps from at least 30 countries
 - (b) A collection of 150 or more different stamps from a single country or a group of closely related countries.
 - (c) A collection of 75 or more different birds, trees, great men, music, aviation, Scouts on stamps, etc. (Stamps may be from any number of countries.)
 - (d) A collection of 200 or more different special items such as precanceled stamps, postage meters, revenue stamps, covers, postal stationery, etc.

Minkus Publications, 116 West 32d Street, New York,
NY 10001.

Scott Publishing Co., 530 5th Avenue, New York,
NY 10036.

Washington Press, Maplewood, NJ 07040.

Philatelic Societies

American Philatelic Society
P.O. Box 800, State College, PA 16801

American Topical Association
3306 North 50th Street, Milwaukee, WI 53216

Junior Philatelists of America
Box 383, Boonville, NY 13309

Scouts on Stamps Society International
4303 South Hubert Avenue, Tampa, FL 33511

Society of Philatelic Americans
P.O. Box 9041, Wilmington, DE 19809



Credits

The Boy Scouts of America gratefully acknowledges the assistance of the following in the preparation of this pamphlet:

H. E. Harris and Company

Ernest A. Kehr, Stamp News Bureau

Society of Philatelic Americans

United States Postal Service


**ADVANCE IN SCOUTING . . .
EARN MERIT BADGES . . .
READ**

BOYS' LIFE

Boys' Life is published monthly to help you learn more about your program and the world around you and *advance* in Scouting.

Regular features and special articles give you help in the merit badge subjects. As you begin to earn a merit badge, check *Boys' Life* for ideas.

You'll find that the latest pamphlets are reviewed regularly in the book section. Keep up-to-date on your merit badges and Scouting skills by subscribing to *Boys' Life*, available to Scouts at half price through their troop.



1990



STAMP COLLECTING




BOY SCOUTS OF AMERICA
MERIT BADGE SERIES

1990

STAMP COLLECTING

By Harry D. Thorsen, Jr.,
Founder, Scouts on Stamps Society, International



BOY SCOUTS OF AMERICA
IRVING, TEXAS

**1990 Printing of the
1974 Edition**

Requirements

1. Discuss how you bettered your understanding of persons, places, institutions, history, and geography in your own country and in the world, because of your collecting stamps. (Be able to discuss several of each.)
2. Explain something of the growth and development, problems, and history of the U.S. postal system. Explain how our postal system is different from those of some other countries.
3. Demonstrate the use of one of the standard catalogs. Show what you look for. Explain why market prices vary so much from catalog prices for both mint and used stamps.
4. Explain the meaning of "good condition" of a stamp. Show one stamp that is well centered, fully perforated, clearly canceled, clean, and undamaged by tears or thin spots. Tell how this affects the stamp value. Tell what country's stamps you consider especially attractive. Why?
5. Demonstrate a knowledge of albums and how to mount stamps with or without hinges. Show the use of a perforation gauge, watermark detector, magnifying glass, and stamp tongs.
6. Display stamps that show the following: perforation, imperforate, roulette, cancellation, cover, mint, coil stamp, overprint, surcharge, engraving, and types printed by other methods including photogravure, offset lithography, typography, and letterpress.

7. Prepare a page showing ingenuity in displaying one or more stamps. Use clippings, drawings, or any other means to emphasize the story behind the stamp or stamps.
8. Show one stamp in each of the following classifications. Explain the purpose of each: regular postage, commemorative, semipostal, airmail, postage due, envelope, special delivery, precancel, revenue, postage meter labels, and airletter sheets.
9. Explain various types of stamp collections, including topical collections.
10. Mount and show in a commercial album or an album of your own making ONE of the following:
 - (a) A collection of 750 or more different stamps from at least 30 countries
 - (b) A collection of 150 or more different stamps from a single country or a group of closely related countries.
 - (c) A collection of 75 or more different birds, trees, great men, music, aviation, Scouts on stamps, etc. (Stamps may be from any number of countries.)
 - (d) A collection of 200 or more different special items such as precanceled stamps, postage meters, revenue stamps, covers, postal stationery, etc.

Minkus Publications, 116 West 32d Street, New York,
NY 10001.

Scott Publishing Co., 530 5th Avenue, New York, NY 10036.

Washington Press, Maplewood, NJ 07040.

Philatelic Societies

American Philatelic Society
P.O. Box 800, State College, PA 16801

American Topical Association
3306 North 50th Street, Milwaukee, WI 53216

Junior Philatelists of America
P.O. Box 15329, San Antonio, TX 78212-8529

Scouts on Stamps Society International
4303 South Hubert Avenue, Tampa, FL 33511

Society of Philatelic Americans
P.O. Box 9041, Wilmington, DE 19809



Credits

The Boy Scouts of America gratefully acknowledges the assistance of the following in the preparation of this pamphlet:

H. E. Harris and Company

Ernest A. Kehr, Stamp News Bureau


Society of Philatelic Americans

United States Postal Service

ADVANCE IN SCOUTING... EARN MERIT BADGES...

READ

Boys' Life is your magazine. Each monthly issue is packed with information on Scout skills and activities, as well as articles about the world around you.



Check *Boys' Life* regularly for advancement ideas. The articles and columns often help with merit badge subjects. And you can use the illustrated how-to features for many merit badge subjects.

Boys' Life keeps you up-to-date on the latest Scouting skills. It also regularly reports on new merit badges and pamphlets.

Best of all, you can subscribe to *Boys' Life* at half the regular price through your Scout troop.



STAMP COLLECTING



BOY SCOUTS OF AMERICA
MERIT BADGE SERIES

STAMP COLLECTING

By Harry D. Thorsen, Jr.,
Founder, Scouts on Stamps Society, International



BOY SCOUTS OF AMERICA
IRVING, TEXAS

**1992 Printing of the
1974 Edition**

Requirements

1. Discuss how you bettered your understanding of persons, places, institutions, history, and geography in your own country and in the world, because of your collecting stamps. (Be able to discuss several of each.)
2. Explain something of the growth and development, problems, and history of the U.S. postal system. Explain how our postal system is different from those of some other countries.
3. Demonstrate the use of one of the standard catalogs. Show what you look for. Explain why market prices vary so much from catalog prices for both mint and used stamps.
4. Explain the meaning of "good condition" of a stamp. Show one stamp that is well centered, fully perforated, clearly canceled, clean, and undamaged by tears or thin spots. Tell how this affects the stamp value. Tell what country's stamps you consider especially attractive. Why?
5. Demonstrate a knowledge of albums and how to mount stamps with or without hinges. Show the use of a perforation gauge, watermark detector, magnifying glass, and stamp tongs.
6. Display stamps that show the following: perforation, imperforate, roulette, cancellation, cover, mint, coil stamp, overprint, surcharge, engraving, and types printed by other methods including photogravure, offset lithography, typography, and letterpress.

7. Prepare a page showing ingenuity in displaying one or more stamps. Use clippings, drawings, or any other means to emphasize the story behind the stamp or stamps.
8. Show one stamp in each of the following classifications. Explain the purpose of each: regular postage, commemorative, semipostal, airmail, postage due, envelope, special delivery, precancel, revenue, postage meter labels, and airletter sheets.
9. Explain various types of stamp collections, including topical collections.
10. Mount and show in a commercial album or an album of your own making ONE of the following:
 - (a) A collection of 750 or more different stamps from at least 30 countries
 - (b) A collection of 150 or more different stamps from a single country or a group of closely related countries.
 - (c) A collection of 75 or more different birds, trees, great men, music, aviation, Scouts on stamps, etc. (Stamps may be from any number of countries.)
 - (d) A collection of 200 or more different special items such as precanceled stamps, postage meters, revenue stamps, covers, postal stationery, etc.

Minkus Publications, Novus Debut, Inc., Fort Mill, SC
29715.

Scott Publishing Co., P.O. Box 828, Sidney, OH 45365.

Washington Press, Florham Park, NJ 07932.

Philatelic Societies

American Philatelic Society

P.O. Box 8000, State College, PA 16803

American Topical Association

c/o Donald W. Smith, P.O. Box 630, Johnstown, PA 15907

Junior Philatelist of America

P.O. Box 557, Boalsburg, PA 16827-0557

Scouts on Stamps Society International

4303 South Hubert Avenue, Tampa, FL 33511

Philatelic Foundation

21 East Fortieth Street, New York, NY 10016



Credit

The Boy Scouts of America gratefully acknowledges the assistance of the following in the preparation of this pamphlet:

H. E. Harris and Company

Ernest A. Kehr, Stamp News Bureau


Society of Philatelic Americans

United States Postal Service

ADVANCE IN SCOUTING... EARN MERIT BADGES...

READ

Boys' Life is your magazine. Each monthly issue is packed with information on Scout skills and activities, as well as articles about the world around you.



Check *Boys' Life* regularly for advancement ideas. The articles and columns often help with merit badge subjects. And you can use the illustrated how-to features for many merit badge subjects.

Boys' Life keeps you up-to-date on the latest Scouting skills. It also regularly reports on new merit badges and pamphlets.

Best of all, you can subscribe to *Boys' Life* at half the regular price through your Scout troop.



7 30176 33359 5

STAMP COLLECTING



BOY SCOUTS OF AMERICA
MERIT BADGE SERIES

STAMP COLLECTING



BOY SCOUTS OF AMERICA
IRVING, TEXAS

1993 Edition

Stamps, 85 Canisteo Street, Hornell, NY 14843
U.S. Stamps & Postal History, 10660 Barkley Lane, Shawnee-Mission,
 KS 66212-1861

Stamp Albums

Brookman Stamp Company, 10 Chestnut Drive, Bedford, NH 03102
 H.E. Harris and Company, P.O. Box 817, Florence, AL 35631
 Minkus Publications, Novus Debut, Inc., Fort Mill, SC 29715
 Scott Publishing Company, P.O. Box 828, Sidney, OH 45365-0828
 The Washington Press, Florham Park, NJ 07932

Philatelic Societies

American Association of Philatelic Exhibitors, P.O. Box 432, South
 Orange, NJ 07079
 American Philatelic Society, P.O. Box 8000, State College, PA 16803
 American Topical Association, P.O. Box 630, Johnstown, PA 15907
 Junior Philatelists of America, P.O. Box 850, Boalsburg, PA 16827-
 0850
 Scouts on Stamps Society International, Inc. (SOSSI) P.O. Box 526,
 Belen, NM 87002

Acknowledgments

The Boy Scouts of America gratefully acknowledges the assistance
 of the following people and organizations in the preparation of this
 merit badge pamphlet:

American Philatelic Society	Brookman Stamp Company
American Stamp Dealers	Linn's Stamp News Association
American Topical Association	Mekeel's Weekly Stamp News
United States Postal Service	Scott Publishing Company

Scouts on Stamps Society International, Inc. (SOSSI), Baden-Powell
 Chapter 1

Harry D. Thorsen, founder
 William J. Yankus, chairman,
 revision committee

James Byrne, member
 Joseph Faloon, member
 Shirley Fisher, member
 Richard Thill, member

Contents


Introduction	5
Understanding People, Places, and History	7
Types of Stamp Collecting.....	11
Collectors' Language.....	15
How Stamps Are Made	22
Catalogs, Equipment, and Procedures	25
Displaying Your Collection	30
Fun Projects	32
How the United States Postal System Works.....	34
Interesting Stories About Stamps.....	36
Resources.....	38

Requirements

1. Do the following:
 - a. Discuss how you can better understand people, places, institutions, history, and geography as a result of collecting stamps.
 - b. Briefly describe some aspects of the history, growth, and development of the United States postal system. How is it different from postal systems in other countries?
2. Define topical stamp collecting. What are some other types of stamp collections?
3. Show at least ONE example of each of the following:
 - a. Perforated and imperforate stamps
 - b. Mint and used stamps
 - c. Sheet, booklet, and coil stamps
 - d. Numbers on plate block, booklet, or coil, or marginal markings
 - e. Overprint and surcharge
 - f. Metered mail
 - g. Definitive, commemorative, semipostal, and airmail stamps
 - h. Cancellation and postmark
 - i. First day cover
 - j. Postal stationery (aerogramme, stamped envelope, and postal card)
4. Do the following:
 - a. Demonstrate the use of ONE standard catalog for several different stamp issues. Explain why catalog value can vary from the corresponding purchase price.
 - b. Explain the meaning of the term *condition* as used to describe a stamp. Show examples that illustrate the different factors that affect a stamp's value.
5. Demonstrate the use of at least THREE of the following stamp collector's tools:
 - a. Stamp tongs
 - b. Water and tray
 - c. Magnifier(s)

- d. Hinges
 - e. Perforation gauge
 - f. Envelopes and sleeves
 - g. Watermark fluid
6. Do the following:
 - a. Show a stamp album and how to mount stamps with or without hinges. Show at least ONE page that displays several stamps.
 - b. Discuss at least THREE ways you can help to preserve stamps, covers, and albums in first-class condition.
 7. Do at least TWO of the following:
 - a. Design a stamp, cancellation, or cachet.
 - b. Visit a post office, stamp club, or stamp show with an experienced collector. Explain what you saw and/or did.
 - c. Write a review of an interesting article from a stamp newspaper, magazine, or book.
 - d. Research and report on a famous stamp-related personality or the history behind a particular stamp.
 - e. Describe the steps taken to produce a stamp. Include the methods of printing, types of paper, perforation styles, and how they are gummed.
 - f. Prepare a two- to three-page display involving stamps. Using ingenuity, as well as clippings, drawings, etc., tell a story about the stamps. How do they relate to history, geography, or a favorite topic of yours?
 8. Mount and show, in a purchased or homemade album, ONE of the following:
 - a. A collection of 250 or more different stamps from at least 15 countries.
 - b. A collection of a stamp from each of 50 different countries, mounted on maps to show the location of each.
 - c. A collection of 100 or more different stamps from either one country or a group of closely related countries.
 - d. A collection of 75 or more different stamps on a single topic. (Some interesting topics are Scouts, birds, insects, the Olympics, sports, flowers, animals, ships, Christmas, trains, famous people, space, medicine, etc.) Stamps may be from different countries.
 - e. A collection of postal items discovered in your mail by monitoring it over a period of thirty days. Include at least five different types listed in requirement 3, above.

Read **BOYS' LIFE** Earn Merit Badges



BOYS' LIFE is your magazine. Each monthly issue is packed with information on Scouting skills and activities as well as many other interesting stories and articles. **BOYS' LIFE** will help you along your "trail to Eagle."

Check **BOYS' LIFE** regularly for special columns and articles that will help with your advancement. You'll enjoy and want to use the illustrated how-to features in **BOYS' LIFE** for many merit badge subjects.

BOYS' LIFE

The official magazine of the
Boy Scouts of America

BOYS' LIFE keeps you up-to-date on the latest Scouting events. It announces new merit badges and merit badge requirements.

If you don't already subscribe to **BOYS' LIFE**, your Scoutmaster can help you subscribe at half the regular price.



7 30176 33296 3



STAMP COLLECTING



BOY SCOUTS OF AMERICA
MERIT BADGE SERIES

STAMP COLLECTING



BOY SCOUTS OF AMERICA
IRVING, TEXAS

1994 Printing of the
1993 Edition

Stamps, 85 Canisteo Street, Hornell, NY 14843
U.S. Stamps & Postal History, 10660 Barkley Lane, Shawnee-Mission,
 KS 66212-1861

Stamp Albums

Brookman Stamp Company, 10 Chestnut Drive, Bedford, NH 03102
 H.E. Harris and Company, P.O. Box 817, Florence, AL 35631
 Minkus Publications, Novus Debut, Inc., Fort Mill, SC 29715
 Scott Publishing Company, P.O. Box 828, Sidney, OH 45365-0828
 The Washington Press, Florham Park, NJ 07932

Philatelic Societies

American Association of Philatelic Exhibitors, P.O. Box 432, South
 Orange, NJ 07079
 American Philatelic Society, P.O. Box 8000, State College, PA 16803
 American Topical Association, P.O. Box 630, Johnstown, PA 15907
 Junior Philatelists of America, P.O. Box 850, Boalsburg, PA 16827-
 0850
 Scouts on Stamps Society International, Inc. (SOSSI) P.O. Box 526,
 Belen, NM 87002

Acknowledgments

The Boy Scouts of America gratefully acknowledges the assistance
 of the following people and organizations in the preparation of this
 merit badge pamphlet:

American Philatelic Society	Brookman Stamp Company
American Stamp Dealers	Linn's Stamp News Association
American Topical Association	Mekeel's Weekly Stamp News
United States Postal Service	Scott Publishing Company

Scouts on Stamps Society International, Inc. (SOSSI), Baden-Powell
 Chapter 1

Harry D. Thorsen, founder
 William J. Yankus, chairman,
 revision committee

James Byrne, member
 Joseph Faloon, member
 Shirley Fisher, member
 Richard Thill, member

Contents

Introduction	5
Understanding People, Places, and History	7
Types of Stamp Collecting.....	11
Collectors' Language.....	15
How Stamps Are Made	22
Catalogs, Equipment, and Procedures	25
Displaying Your Collection	30
Fun Projects	32
How the United States Postal System Works.....	34
Interesting Stories About Stamps.....	36
Resources.....	38

Copyright 1993

Boy Scouts of America

Irving, Texas

ISBN 0-8395-3296-2


No. 33296 Printed in U.S.A. 4M594

Requirements

1. Do the following:
 - a. Discuss how you can better understand people, places, institutions, history, and geography as a result of collecting stamps.
 - b. Briefly describe some aspects of the history, growth, and development of the United States postal system. How is it different from postal systems in other countries?
2. Define topical stamp collecting. What are some other types of stamp collections?
3. Show at least ONE example of each of the following:
 - a. Perforated and imperforate stamps
 - b. Mint and used stamps
 - c. Sheet, booklet, and coil stamps
 - d. Numbers on plate block, booklet, or coil, or marginal markings
 - e. Overprint and surcharge
 - f. Metered mail
 - g. Definitive, commemorative, semipostal, and airmail stamps
 - h. Cancellation and postmark
 - i. First day cover
 - j. Postal stationery (aerogramme, stamped envelope, and postal card)
4. Do the following:
 - a. Demonstrate the use of ONE standard catalog for several different stamp issues. Explain why catalog value can vary from the corresponding purchase price.
 - b. Explain the meaning of the term *condition* as used to describe a stamp. Show examples that illustrate the different factors that affect a stamp's value.
5. Demonstrate the use of at least THREE of the following stamp collector's tools:
 - a. Stamp tongs
 - b. Water and tray
 - c. Magnifier(s)

- d. Hinges
 - e. Perforation gauge
 - f. Envelopes and sleeves
 - g. Watermark fluid
6. Do the following:
 - a. Show a stamp album and how to mount stamps with or without hinges. Show at least ONE page that displays several stamps.
 - b. Discuss at least THREE ways you can help to preserve stamps, covers, and albums in first-class condition.
 7. Do at least TWO of the following:
 - a. Design a stamp, cancellation, or cachet.
 - b. Visit a post office, stamp club, or stamp show with an experienced collector. Explain what you saw and/or did.
 - c. Write a review of an interesting article from a stamp newspaper, magazine, or book.
 - d. Research and report on a famous stamp-related personality or the history behind a particular stamp.
 - e. Describe the steps taken to produce a stamp. Include the methods of printing, types of paper, perforation styles, and how they are gummed.
 - f. Prepare a two- to three-page display involving stamps. Using ingenuity, as well as clippings, drawings, etc., tell a story about the stamps. How do they relate to history, geography, or a favorite topic of yours?
 8. Mount and show, in a purchased or homemade album, ONE of the following:
 - a. A collection of 250 or more different stamps from at least 15 countries.
 - b. A collection of a stamp from each of 50 different countries, mounted on maps to show the location of each.
 - c. A collection of 100 or more different stamps from either one country or a group of closely related countries.
 - d. A collection of 75 or more different stamps on a single topic. (Some interesting topics are Scouts, birds, insects, the Olympics, sports, flowers, animals, ships, Christmas, trains, famous people, space, medicine, etc.) Stamps may be from different countries.
 - e. A collection of postal items discovered in your mail by monitoring it over a period of thirty days. Include at least five different types listed in requirement 3, above.

Read **BOYS' LIFE** Earn Merit Badges



BOYS' LIFE is your magazine. Each monthly issue is packed with information on Scouting skills and activities as well as many other interesting stories and articles. **BOYS' LIFE** will help you along your "trail to Eagle."

Check **BOYS' LIFE** regularly for special columns and articles that will help with your advancement. You'll enjoy and want to use the illustrated how-to features in **BOYS' LIFE** for many merit badge subjects.

BOYS' LIFE

The official magazine of the
Boy Scouts of America

BOYS' LIFE keeps you up-to-date on the latest Scouting events. It announces new merit badges and merit badge requirements.

If you don't already subscribe to **BOYS' LIFE**, your Scoutmaster can help you subscribe at half the regular price.



7 30176 33296 3

STAMP COLLECTING



BOY SCOUTS OF AMERICA
MERIT BADGE SERIES

STAMP COLLECTING



BOY SCOUTS OF AMERICA
IRVING, TEXAS

**1995 Printing of the
1993 Revision**

Stamps, 85 Canisteo Street, Hornell, NY 14843
U.S. Stamps & Postal History, 10660 Barkley Lane, Shawnee-Mission,
 KS 66212-1861

Stamp Albums

Brookman Stamp Company, 10 Chestnut Drive, Bedford, NH 03102
 H.E. Harris and Company, P.O. Box 817, Florence, AL 35631
 Minkus Publications, Novus Debut, Inc., Fort Mill, SC 29715
 Scott Publishing Company, P.O. Box 828, Sidney, OH 45365-0828
 The Washington Press, Florham Park, NJ 07932

Philatelic Societies

American Association of Philatelic Exhibitors, P.O. Box 432, South
 Orange, NJ 07079
 American Philatelic Society, P.O. Box 8000, State College, PA 16803
 American Topical Association, P.O. Box 630, Johnstown, PA 15907
 Junior Philatelists of America, P.O. Box 850, Boalsburg, PA 16827-
 0850
 Scouts on Stamps Society International, Inc. (SOSSI) P.O. Box 526,
 Belen, NM 87002

Acknowledgments

The Boy Scouts of America gratefully acknowledges the assistance
 of the following people and organizations in the preparation of this
 merit badge pamphlet:

American Philatelic Society	Brookman Stamp Company
American Stamp Dealers	Linn's Stamp News Association
American Topical Association	Mekeel's Weekly Stamp News
United States Postal Service	Scott Publishing Company

Scouts on Stamps Society International, Inc. (SOSSI), Baden-Powell
 Chapter 1

Harry D. Thorsen, founder	James Byrne, member
William J. Yankus, chairman, revision committee	Joseph Faloon, member
	Shirley Fisher, member
	Richard Thill, member

Contents

Introduction	5
Understanding People, Places, and History	7
Types of Stamp Collecting.....	11
Collectors' Language.....	15
How Stamps Are Made	22
Catalogs, Equipment, and Procedures	25
Displaying Your Collection	30
Fun Projects	32
How the United States Postal System Works.....	34
Interesting Stories About Stamps.....	36
Resources.....	38

Copyright 1993

Boy Scouts of America

Irving, Texas

ISBN 0-8395-3296-2


No. 33296 Printed in U.S.A. 4.5M595

Requirements

1. Do the following:
 - a. Discuss how you can better understand people, places, institutions, history, and geography as a result of collecting stamps.
 - b. Briefly describe some aspects of the history, growth, and development of the United States postal system. How is it different from postal systems in other countries?
2. Define topical stamp collecting. What are some other types of stamp collections?
3. Show at least ONE example of each of the following:
 - a. Perforated and imperforate stamps
 - b. Mint and used stamps
 - c. Sheet, booklet, and coil stamps
 - d. Numbers on plate block, booklet, or coil, or marginal markings
 - e. Overprint and surcharge
 - f. Metered mail
 - g. Definitive, commemorative, semipostal, and airmail stamps
 - h. Cancellation and postmark
 - i. First day cover
 - j. Postal stationery (aerogramme, stamped envelope, and postal card)
4. Do the following:
 - a. Demonstrate the use of ONE standard catalog for several different stamp issues. Explain why catalog value can vary from the corresponding purchase price.
 - b. Explain the meaning of the term *condition* as used to describe a stamp. Show examples that illustrate the different factors that affect a stamp's value.
5. Demonstrate the use of at least THREE of the following stamp collector's tools:
 - a. Stamp tongs
 - b. Water and tray
 - c. Magnifier(s)

- d. Hinges
 - e. Perforation gauge
 - f. Envelopes and sleeves
 - g. Watermark fluid
6. Do the following:
 - a. Show a stamp album and how to mount stamps with or without hinges. Show at least ONE page that displays several stamps.
 - b. Discuss at least THREE ways you can help to preserve stamps, covers, and albums in first-class condition.
 7. Do at least TWO of the following:
 - a. Design a stamp, cancellation, or cachet.
 - b. Visit a post office, stamp club, or stamp show with an experienced collector. Explain what you saw and/or did.
 - c. Write a review of an interesting article from a stamp newspaper, magazine, or book.
 - d. Research and report on a famous stamp-related personality or the history behind a particular stamp.
 - e. Describe the steps taken to produce a stamp. Include the methods of printing, types of paper, perforation styles, and how they are gummed.
 - f. Prepare a two- to three-page display involving stamps. Using ingenuity, as well as clippings, drawings, etc., tell a story about the stamps. How do they relate to history, geography, or a favorite topic of yours?
 8. Mount and show, in a purchased or homemade album, ONE of the following:
 - a. A collection of 250 or more different stamps from at least 15 countries.
 - b. A collection of a stamp from each of 50 different countries, mounted on maps to show the location of each.
 - c. A collection of 100 or more different stamps from either one country or a group of closely related countries.
 - d. A collection of 75 or more different stamps on a single topic. (Some interesting topics are Scouts, birds, insects, the Olympics, sports, flowers, animals, ships, Christmas, trains, famous people, space, medicine, etc.) Stamps may be from different countries.
 - e. A collection of postal items discovered in your mail by monitoring it over a period of thirty days. Include at least five different types listed in requirement 3, above.

Read **BOYS' LIFE** Earn Merit Badges



BOYS' LIFE is your magazine. Each monthly issue is packed with information on Scouting skills and activities as well as many other interesting stories and articles. **BOYS' LIFE** will help you along your "trail to Eagle."

Check **BOYS' LIFE** regularly for special columns and articles that will help with your advancement. You'll enjoy and want to use the illustrated how-to features in **BOYS' LIFE** for many merit badge subjects.

BOYS' LIFE

The official magazine of the
Boy Scouts of America

BOYS' LIFE keeps you up-to-date on the latest Scouting events. It announces new merit badges and merit badge requirements.

If you don't already subscribe to **BOYS' LIFE**, your Scoutmaster can help you subscribe at half the regular price.



7 30176 33296 3

STAMP COLLECTING



BOY SCOUTS OF AMERICA
MERIT BADGE SERIES

STAMP COLLECTING



BOY SCOUTS OF AMERICA
IRVING, TEXAS

1996 Printing of the
1993 Revision

Stamps, 85 Canisteo Street, Hornell, NY 14843

U.S. Stamps & Postal History, 10660 Barkley Lane, Shawnee-Mission,
KS 66212-1861

Stamp Albums

Brookman Stamp Company, 10 Chestnut Drive, Bedford, NH 03102

H.E. Harris and Company, P.O. Box 817, Florence, AL 35631

Minkus Publications, Novus Debut, Inc., Fort Mill, SC 29715

Scott Publishing Company, P.O. Box 828, Sidney, OH 45365-0828

The Washington Press, Florham Park, NJ 07932

Philatelic Societies

American Association of Philatelic Exhibitors, P.O. Box 432, South
Orange, NJ 07079

American Philatelic Society, P.O. Box 8000, State College, PA 16803

American Topical Association, P.O. Box 630, Johnstown, PA 15907

Junior Philatelists of America, P.O. Box 850, Boalsburg, PA 16827-
0850

Scouts on Stamps Society International, Inc. (SOSSI) P.O. Box 526,
Belen, NM 87002

Acknowledgments

The Boy Scouts of America gratefully acknowledges the assistance of the following people and organizations in the preparation of this merit badge pamphlet:

American Philatelic Society

Brookman Stamp Company

American Stamp Dealers

Linn's Stamp News Association

American Topical Association

Mekeel's Weekly Stamp News

United States Postal Service

Scott Publishing Company

Scouts on Stamps Society International, Inc. (SOSSI), Baden-Powell
Chapter 1

Harry D. Thorsen, founder
William J. Yankus, chairman,
revision committee

James Byrne, member
Joseph Faloon, member
Shirley Fisher, member
Richard Thill, member

Contents

Introduction	5
Understanding People, Places, and History	7
Types of Stamp Collecting.....	11
Collectors' Language.....	15
How Stamps Are Made	22
Catalogs, Equipment, and Procedures	25
Displaying Your Collection	30
Fun Projects	32
How the United States Postal System Works.....	34
Interesting Stories About Stamps.....	36
Resources.....	38

Copyright 1993

Boy Scouts of America

Irving, Texas

ISBN 0-8395-3296-2


No. 33296 Printed in U.S.A. 4.5M796

Requirements

1. Do the following:
 - a. Discuss how you can better understand people, places, institutions, history, and geography as a result of collecting stamps.
 - b. Briefly describe some aspects of the history, growth, and development of the United States postal system. How is it different from postal systems in other countries?
2. Define topical stamp collecting. What are some other types of stamp collections?
3. Show at least ONE example of each of the following:
 - a. Perforated and imperforate stamps
 - b. Mint and used stamps
 - c. Sheet, booklet, and coil stamps
 - d. Numbers on plate block, booklet, or coil, or marginal markings
 - e. Overprint and surcharge
 - f. Metered mail
 - g. Definitive, commemorative, semipostal, and airmail stamps
 - h. Cancellation and postmark
 - i. First day cover
 - j. Postal stationery (aerogramme, stamped envelope, and postal card)
4. Do the following:
 - a. Demonstrate the use of ONE standard catalog for several different stamp issues. Explain why catalog value can vary from the corresponding purchase price.
 - b. Explain the meaning of the term *condition* as used to describe a stamp. Show examples that illustrate the different factors that affect a stamp's value.
5. Demonstrate the use of at least THREE of the following stamp collector's tools:
 - a. Stamp tongs
 - b. Water and tray
 - c. Magnifier(s)

- d. Hinges
 - e. Perforation gauge
 - f. Envelopes and sleeves
 - g. Watermark fluid
6. Do the following:
- a. Show a stamp album and how to mount stamps with or without hinges. Show at least ONE page that displays several stamps.
 - b. Discuss at least THREE ways you can help to preserve stamps, covers, and albums in first-class condition.
7. Do at least TWO of the following:
- a. Design a stamp, cancellation, or cachet.
 - b. Visit a post office, stamp club, or stamp show with an experienced collector. Explain what you saw and/or did.
 - c. Write a review of an interesting article from a stamp newspaper, magazine, or book.
 - d. Research and report on a famous stamp-related personality or the history behind a particular stamp.
 - e. Describe the steps taken to produce a stamp. Include the methods of printing, types of paper, perforation styles, and how they are gummed.
 - f. Prepare a two- to three-page display involving stamps. Using ingenuity, as well as clippings, drawings, etc., tell a story about the stamps. How do they relate to history, geography, or a favorite topic of yours?
8. Mount and show, in a purchased or homemade album, ONE of the following:
- a. A collection of 250 or more different stamps from at least 15 countries.
 - b. A collection of a stamp from each of 50 different countries, mounted on maps to show the location of each.
 - c. A collection of 100 or more different stamps from either one country or a group of closely related countries.
 - d. A collection of 75 or more different stamps on a single topic. (Some interesting topics are Scouts, birds, insects, the Olympics, sports, flowers, animals, ships, Christmas, trains, famous people, space, medicine, etc.) Stamps may be from different countries.
 - e. A collection of postal items discovered in your mail by monitoring it over a period of thirty days. Include at least five different types listed in requirement 3, above.

Read **BOYS' LIFE** Earn Merit Badges



BOYS' LIFE is your magazine. Each monthly issue is packed with information on Scouting skills and activities as well as many other interesting stories and articles. **BOYS' LIFE** will help you along your "trail to Eagle."

Check **BOYS' LIFE** regularly for special columns and articles that will help with your advancement. You'll enjoy and want to use the illustrated how-to features in **BOYS' LIFE** for many merit badge subjects.

BOYS' LIFE

The official magazine of the
Boy Scouts of America

BOYS' LIFE keeps you up-to-date on the latest Scouting events. It announces new merit badges and merit badge requirements.


If you don't already subscribe to **BOYS' LIFE**, your Scoutmaster can help you subscribe at half the regular price.



7 30176 33296 3

2000

STAMP COLLECTING



BOY SCOUTS OF AMERICA
MERIT BADGE SERIES

Acknowledgments

The Boy Scouts of America gratefully acknowledges the assistance of the following people and organizations in the preparation of this merit badge pamphlet:

American Philatelic Society

Brookman Stamp Company

American Stamp Dealers

Linn's Stamp News

American Topical Association

Mekeel's and Stamps Magazine

United States Postal Service

Scott Publishing Company

John Murray

Scouts on Stamps Society International Inc. (SOSSI), Baden-Powell Chapter 1: Harry D. Thorsen, founder; William J. Yankus, chairman, revision committee; and members-at-large James Byrne, Joseph Faloon, Shirley Fisher, and Richard Thill.

The BSA is very grateful to the American Philatelic Research Library (APRL), State College, Pennsylvania, for making this revision of the *Stamp Collecting* merit badge pamphlet possible. Special thanks to Kim Kowalczyk, the APS director of education, who graciously provided her expertise on the subject.

Photo Credits

Darrell Byers—page 49

We are grateful to the APRL, the American Philatelic Expertizing Service, Ernest Bergman, Frank and Kim Kowalczyk, Robert Lamb, and Ken Martin for providing resources to update the visuals in this pamphlet.

Requirements

1. Do the following:
 - a. Discuss how you can better understand people, places, institutions, history, and geography as a result of collecting stamps.
 - b. Briefly describe some aspects of the history, growth, and development of the United States postal system. How is it different from postal systems in other countries?
2. Define topical stamp collecting. What are some other types of stamp collections?
3. Show at least ONE example of each of the following:
 - a. Perforated and imperforate stamps
 - b. Mint and used stamps
 - c. Sheet, booklet, and coil stamps
 - d. Numbers on plate block, booklet, or coil, or marginal markings
 - e. Overprint and surcharge
 - f. Metered mail
 - g. Definitive, commemorative, semipostal, and airmail stamps
 - h. Cancellation and postmark
 - i. First day cover
 - j. Postal stationery (aerogramme, stamped envelope, and postal card)
4. Do the following:
 - a. Demonstrate the use of ONE standard catalog for several different stamp issues. Explain why catalog value can vary from the corresponding purchase price.

- b. Explain the meaning of the term *condition* as used to describe a stamp. Show examples that illustrate the different factors that affect a stamp's value.
5. Demonstrate the use of at least THREE of the following stamp collector's tools:
 - a. Stamp tongs
 - b. Water and tray
 - c. Magnifiers
 - d. Hinges
 - e. Perforation gauge
 - f. Envelopes and sleeves
 - g. Watermark fluid
6. Do the following:
 - a. Show a stamp album and how to mount stamps with or without hinges. Show at least ONE page that displays several stamps.
 - b. Discuss at least THREE ways you can help to preserve stamps, covers, and albums in first-class condition.
7. Do at least TWO of the following:
 - a. Design a stamp, cancellation, or cachet.
 - b. Visit a post office, stamp club, or stamp show with an experienced collector. Explain what you saw and/or did.
 - c. Write a review of an interesting article from a stamp newspaper, magazine, or book.
 - d. Research and report on a famous stamp-related personality or the history behind a particular stamp.
 - e. Describe the steps taken to produce a stamp. Include the methods of printing, types of paper, perforation styles, and how they are gummed.

- f. Prepare a two- to three-page display involving stamps. Using ingenuity, as well as clippings, drawings, etc., tell a story about the stamps. How do they relate to history, geography, or a favorite topic of yours?
8. Mount and show, in a purchased or homemade album, ONE of the following:
 - a. A collection of 250 or more different stamps from at least 15 countries.
 - b. A collection of a stamp from each of 50 different countries, mounted on maps to show the location of each.
 - c. A collection of 100 or more different stamps from either one country or a group of closely related countries.
 - d. A collection of 75 or more different stamps on a single topic. (Some interesting topics are Scouting, birds, insects, the Olympics, sports, flowers, animals, ships, Christmas, trains, famous people, space, and medicine.) Stamps may be from different countries.
 - e. A collection of postal items discovered in your mail by monitoring it over a period of 30 days. Include at least five different types listed in requirement 3.

Read **BOYS' LIFE** Earn Merit Badges



BOYS' LIFE is your magazine. Each monthly issue is packed with information on Scouting skills and activities as well as many other interesting stories and articles. **BOYS' LIFE** will help you along your "trail to Eagle."

Check **BOYS' LIFE** regularly for special columns and articles that will help with your advancement. You'll enjoy and want to use the illustrated how-to features in **BOYS' LIFE** for many merit badge subjects.

BOYS' LIFE

The official magazine of the
Boy Scouts of America

BOYS' LIFE keeps you up-to-date on the latest Scouting events. It announces new merit badges and merit badge requirements.

#33296B



7 30176 33296 3

If you don't already subscribe to **BOYS' LIFE**, your Scoutmaster can help you subscribe at half the regular price.

Acknowledgments

The Boy Scouts of America gratefully acknowledges the assistance of the following people and organizations in the preparation of this merit badge pamphlet:

American Philatelic Society

Brookman Stamp Company

American Stamp Dealers

Linn's Stamp News

American Topical Association

Mekeel's and Stamps Magazine

United States Postal Service

Scott Publishing Company

John Murray

Scouts on Stamps Society International Inc. (SOSSI), Baden-Powell Chapter 1: Harry D. Thorsen, founder; William J. Yankus, chairman, revision committee; and members-at-large James Byrne, Joseph Faloon, Shirley Fisher, and Richard Thill.

The BSA is very grateful to the American Philatelic Research Library (APRL), State College, Pennsylvania, for making this revision of the *Stamp Collecting* merit badge pamphlet possible. Special thanks to Kim Kowalczyk, the American Philatelic Society director of education, who graciously provided her expertise on the subject.

Photo Credits

Darrell Byers—page 49

We are grateful to the American Philatelic Research Library, the American Philatelic Expertizing Service, Ernest Bergman, Frank Kowalczyk, Kim Kowalczyk, Robert Lamb, and Ken Martin for providing resources to update the visuals in this pamphlet.

Requirements

1. Do the following:
 - a. Discuss how you can better understand people, places, institutions, history, and geography as a result of collecting stamps.
 - b. Briefly describe some aspects of the history, growth, and development of the United States postal system. How is it different from postal systems in other countries?
2. Define topical stamp collecting. What are some other types of stamp collections?
3. Show at least ONE example of each of the following:
 - a. Perforated and imperforate stamps
 - b. Mint and used stamps
 - c. Sheet, booklet, and coil stamps
 - d. Numbers on plate block, booklet, or coil, or marginal markings
 - e. Overprint and surcharge
 - f. Metered mail
 - g. Definitive, commemorative, semipostal, and airmail stamps
 - h. Cancellation and postmark
 - i. First day cover
 - j. Postal stationery (aerogramme, stamped envelope, and postal card)
4. Do the following:
 - a. Demonstrate the use of ONE standard catalog for several different stamp issues. Explain why catalog value can vary from the corresponding purchase price.

- b. Explain the meaning of the term *condition* as used to describe a stamp. Show examples that illustrate the different factors that affect a stamp's value.
5. Demonstrate the use of at least THREE of the following stamp collector's tools:
 - a. Stamp tongs
 - b. Water and tray
 - c. Magnifiers
 - d. Hinges
 - e. Perforation gauge
 - f. Envelopes and sleeves
 - g. Watermark fluid
6. Do the following:
 - a. Show a stamp album and how to mount stamps with or without hinges. Show at least ONE page that displays several stamps.
 - b. Discuss at least THREE ways you can help to preserve stamps, covers, and albums in first-class condition.
7. Do at least TWO of the following:
 - a. Design a stamp, cancellation, or cachet.
 - b. Visit a post office, stamp club, or stamp show with an experienced collector. Explain what you saw and/or did.
 - c. Write a review of an interesting article from a stamp newspaper, magazine, or book.
 - d. Research and report on a famous stamp-related personality or the history behind a particular stamp.
 - e. Describe the steps taken to produce a stamp. Include the methods of printing, types of paper, perforation styles, and how they are gummed.

- f. Prepare a two- to three-page display involving stamps. Using ingenuity, as well as clippings, drawings, etc., tell a story about the stamps. How do they relate to history, geography, or a favorite topic of yours?
8. Mount and show, in a purchased or homemade album, ONE of the following:
 - a. A collection of 250 or more different stamps from at least 15 countries.
 - b. A collection of a stamp from each of 50 different countries, mounted on maps to show the location of each.
 - c. A collection of 100 or more different stamps from either one country or a group of closely related countries.
 - d. A collection of 75 or more different stamps on a single topic. (Some interesting topics are Scouting, birds, insects, the Olympics, sports, flowers, animals, ships, Christmas, trains, famous people, space, and medicine.) Stamps may be from different countries.
 - e. A collection of postal items discovered in your mail by monitoring it over a period of 30 days. Include at least five different types listed in requirement 3.

Read **BOYS' LIFE** Earn Merit Badges



BOYS' LIFE is your magazine. Each monthly issue is packed with information on Scouting skills and activities as well as many other interesting stories and articles. **BOYS' LIFE** will help you along your "trail to Eagle."

Check **BOYS' LIFE** regularly for special columns and articles that will help with your advancement. You'll enjoy and want to use the illustrated how-to features in **BOYS' LIFE** for many merit badge subjects.

BOYS' LIFE

The official magazine of the
Boy Scouts of America

BOYS' LIFE keeps you up-to-date on the latest Scouting events. It announces new merit badges and merit badge requirements.

#33296B




7 30176 33296 3

If you don't already subscribe to **BOYS' LIFE**, your Scoutmaster can help you subscribe at half the regular price.

2004

STAMP COLLECTING



BOY SCOUTS OF AMERICA
MERIT BADGE SERIES

Acknowledgments

The BSA is very grateful to the American Philatelic Research Library (APRL), State College, Pennsylvania, for making this revision of the *Stamp Collecting* merit badge pamphlet possible. Special thanks to Kim Kowalczyk, the American Philatelic Society director of education, who graciously provided her expertise on the subject.

The Boy Scouts of America gratefully acknowledges the assistance of the following people and organizations in the preparation of this merit badge pamphlet:

American Philatelic Society

Brookman Stamp Company

American Stamp Dealers

Linn's Stamp News

American Topical Association

Mekeel's and Stamps Magazine

United States Postal Service

Scott Publishing Company

John Murray

Scouts on Stamps Society International Inc. (SOSSI), Baden-Powell Chapter 1: Harry D. Thorsen, founder; William J. Yankus, chairman, revision committee; and members-at-large James Byrne, Joseph Faloon, Shirley Fisher, and Richard Thill.

Photo Credits

Darrell Byers—page 49

We are grateful to the American Philatelic Research Library, the American Philatelic Expertizing Service, Ernest Bergman, Frank Kowalczyk, Kim Kowalczyk, Robert Lamb, and Ken Martin for providing resources to update the visuals in this pamphlet.

Requirements


1. Do the following:
 - a. Discuss how you can better understand people, places, institutions, history, and geography as a result of collecting stamps.
 - b. Briefly describe some aspects of the history, growth, and development of the United States postal system. How is it different from postal systems in other countries?
2. Define topical stamp collecting. What are some other types of stamp collections?
3. Show at least ONE example of each of the following:
 - a. Perforated and imperforate stamps
 - b. Mint and used stamps
 - c. Sheet, booklet, and coil stamps
 - d. Numbers on plate block, booklet, or coil, or marginal markings
 - e. Overprint and surcharge
 - f. Metered mail
 - g. Definitive, commemorative, semipostal, and airmail stamps
 - h. Cancellation and postmark
 - i. First day cover
 - j. Postal stationery (aerogramme, stamped envelope, and postal card)
4. Do the following:
 - a. Demonstrate the use of ONE standard catalog for several different stamp issues. Explain why catalog value can vary from the corresponding purchase price.

- b. Explain the meaning of the term *condition* as used to describe a stamp. Show examples that illustrate the different factors that affect a stamp's value.
5. Demonstrate the use of at least THREE of the following stamp collector's tools:
 - a. Stamp tongs
 - b. Water and tray
 - c. Magnifiers
 - d. Hinges
 - e. Perforation gauge
 - f. Envelopes and sleeves
 - g. Watermark fluid
6. Do the following:
 - a. Show a stamp album and how to mount stamps with or without hinges. Show at least ONE page that displays several stamps.
 - b. Discuss at least THREE ways you can help to preserve stamps, covers, and albums in first-class condition.
7. Do at least TWO of the following:
 - a. Design a stamp, cancellation, or cachet.
 - b. Visit a post office, stamp club, or stamp show with an experienced collector. Explain what you saw and/or did.
 - c. Write a review of an interesting article from a stamp newspaper, magazine, or book.
 - d. Research and report on a famous stamp-related personality or the history behind a particular stamp.
 - e. Describe the steps taken to produce a stamp. Include the methods of printing, types of paper, perforation styles, and how they are gummed.

- f. Prepare a two- to three-page display involving stamps. Using ingenuity, as well as clippings, drawings, etc., tell a story about the stamps. How do they relate to history, geography, or a favorite topic of yours?
8. Mount and show, in a purchased or homemade album, ONE of the following:
 - a. A collection of 250 or more different stamps from at least 15 countries.
 - b. A collection of a stamp from each of 50 different countries, mounted on maps to show the location of each.
 - c. A collection of 100 or more different stamps from either one country or a group of closely related countries.
 - d. A collection of 75 or more different stamps on a single topic. (Some interesting topics are Scouting, birds, insects, the Olympics, sports, flowers, animals, ships, Christmas, trains, famous people, space, and medicine.) Stamps may be from different countries.
 - e. A collection of postal items discovered in your mail by monitoring it over a period of 30 days. Include at least five different types listed in requirement 3.



LET THE ADVENTURE
BEGIN...




#33296B



2005

STAMP COLLECTING



BOY SCOUTS OF AMERICA
MERIT BADGE SERIES

Acknowledgments

The BSA is very grateful to the American Philatelic Research Library (APRL), State College, Pennsylvania, for making this revision of the *Stamp Collecting* merit badge pamphlet possible. Special thanks to Kim Kowalczyk, the American Philatelic Society director of education, who graciously provided her expertise on the subject.

The Boy Scouts of America gratefully acknowledges the assistance of the following people and organizations in the preparation of this merit badge pamphlet:

American Philatelic Society

Brookman Stamp Company

American Stamp Dealers

Linn's Stamp News

American Topical Association

Mekeel's and Stamps Magazine

United States Postal Service

Scott Publishing Company

John Murray

Scouts on Stamps Society International Inc. (SOSSI), Baden-Powell Chapter 1: Harry D. Thorsen, founder; William J. Yankus, chairman, revision committee; and members-at-large James Byrne, Joseph Faloon, Shirley Fisher, and Richard Thill.

Photo Credits

Darrell Byers—page 49

We are grateful to the American Philatelic Research Library, the American Philatelic Expertizing Service, Ernest Bergman, Frank Kowalczyk, Kim Kowalczyk, Robert Lamb, and Ken Martin for providing resources to update the visuals in this pamphlet.

Requirements

1. Do the following:
 - a. Discuss how you can better understand people, places, institutions, history, and geography as a result of collecting stamps.
 - b. Briefly describe some aspects of the history, growth, and development of the United States postal system. How is it different from postal systems in other countries?
2. Define topical stamp collecting. What are some other types of stamp collections?
3. Show at least ONE example of each of the following:
 - a. Perforated and imperforate stamps
 - b. Mint and used stamps
 - c. Sheet, booklet, and coil stamps
 - d. Numbers on plate block, booklet, or coil, or marginal markings
 - e. Overprint and surcharge
 - f. Metered mail
 - g. Definitive, commemorative, semipostal, and airmail stamps
 - h. Cancellation and postmark
 - i. First day cover

- j. Postal stationery (aerogramme, stamped envelope, and postal card)
4. Do the following:
 - a. Demonstrate the use of ONE standard catalog for several different stamp issues. Explain why catalog value can vary from the corresponding purchase price.
 - b. Explain the meaning of the term *condition* as used to describe a stamp. Show examples that illustrate the different factors that affect a stamp's value.
 5. Demonstrate the use of at least THREE of the following stamp collector's tools:
 - a. Stamp tongs
 - b. Water and tray
 - c. Magnifiers
 - d. Hinges
 - e. Perforation gauge
 - f. Envelopes and sleeves
 - g. Watermark fluid
 6. Do the following:
 - a. Show a stamp album and how to mount stamps with or without hinges. Show at least ONE page that displays several stamps.
 - b. Discuss at least THREE ways you can help to preserve stamps, covers, and albums in first-class condition.
 7. Do at least TWO of the following:
 - a. Design a stamp, cancellation, or cachet.
 - b. Visit a post office, stamp club, or stamp show with an experienced collector. Explain what you saw and/or did.

- c. Write a review of an interesting article from a stamp newspaper, magazine, or book.
 - d. Research and report on a famous stamp-related personality or the history behind a particular stamp.
 - e. Describe the steps taken to produce a stamp. Include the methods of printing, types of paper, perforation styles, and how they are gummed.
 - f. Prepare a two- to three-page display involving stamps. Using ingenuity, as well as clippings, drawings, etc., tell a story about the stamps. How do they relate to history, geography, or a favorite topic of yours?
8. Mount and show, in a purchased or homemade album, ONE of the following:
- a. A collection of 250 or more different stamps from at least 15 countries.
 - b. A collection of a stamp from each of 50 different countries, mounted on maps to show the location of each.
 - c. A collection of 100 or more different stamps from either one country or a group of closely related countries.
 - d. A collection of 75 or more different stamps on a single topic. (Some interesting topics are Scouting, birds, insects, the Olympics, sports, flowers, animals, ships, Christmas, trains, famous people, space, and medicine.) Stamps may be from different countries.
 - e. A collection of postal items discovered in your mail by monitoring it over a period of 30 days. Include at least five different types listed in requirement 3.



LET THE ADVENTURE
BEGIN...



#33296B



2007



STAMP COLLECTING



BOY SCOUTS OF AMERICA
MERIT BADGE SERIES

a local post office, affix the stamp to an envelope addressed to yourself (or someone else you designate), and send it in a larger envelope to the USPS. (The address appears at the bottom of each stamp release; check with your local post office.) Individual first day covers can be ordered by writing to the USPS, Philatelic Sales Division, First Day Covers, P.O. Box 219424, Kansas City, MO 64121-9424; or call toll-free 800-STAMP-24; or visit the USPS Web site at <http://shopusps.com>.

Acknowledgments

The Boy Scouts of America is grateful to the following individuals for their assistance with updating the *Stamp Collecting* merit badge pamphlet: United States Postal Service, in particular Mark Saunders (senior community relations specialist), Cindy L. Tackett (manager, Stamp Products and Exhibitions), and with special thanks to Courtney Loy (Rights and Permissions Program); Janet Houser, program coordinator, American Philatelic Society; Wilson Hulme, curator of philately, and Allison Gallaway, public affairs officer, the Smithsonian Institution's National Postal Museum; artist John Dawson; and Scott S. Stuckey, senior editor, *National Geographic Traveler* magazine, and former editor of *Boys' Life*.

The Boy Scouts of America thanks the following people and organizations in the preparation of this and/or previous editions of the *Stamp Collecting* merit badge pamphlet: American Philatelic Research Library; American Philatelic Society; American Stamp Dealers; American Topical Association; Brookman Stamp Company; Kim Kowalczyk (now with the American Philatelic Society); *Linn's Stamp News*;

Mekeel's and Stamps Magazine; John Murray; Scott Publishing Company; and Scouts on Stamps Society International Inc, Baden-Powell Chapter 1.

We appreciate the Quicklist Consulting Committee of the Association for Library Service to Children, a division of the American Library Association, for its assistance with updating the resources section of this merit badge pamphlet.

Photo and Illustration Credits

- 1954 Brown v. Board of Education stamp image ©2005 United States Postal Service. All rights reserved. Used with permission.—page 10
- A Scout Is Loyal first day cover ©1979 United States Postal Service. All rights reserved. Used with permission.—page 20 (*top*)
- Berries stamp image ©1999 United States Postal Service. All rights reserved. Used with permission.—page 26 (*bottom*)
- Bicycling and Olympic Rings stamp image ©1972 United States Postal Service. All rights reserved. Used with permission.—page 55 (*bottom right*)
- Buffalo Bill Cody stamp image ©1988 United States Postal Service. All rights reserved. Used with permission.—page 25 (*center right*)
- Canada Post Photo Centre, courtesy—page 12 (*top right*)
- Carter G. Woodson stamp image ©1984 United States Postal Service. All rights reserved. Used with permission.—page 7
- Nancy Clark, courtesy—page 22

Requirements

1. Do the following:
 - a. Discuss how you can better understand people, places, institutions, history, and geography as a result of collecting stamps.
 - b. Briefly describe some aspects of the history, growth, and development of the United States postal system. Tell how it is different from postal systems in other countries.
2. Define topical stamp collecting. Name and describe three other types of stamp collections.
3. Show at least ONE example of each of the following:
 - a. Perforated and imperforate stamps
 - b. Mint and used stamps
 - c. Sheet, booklet, and coil stamps
 - d. Numbers on plate block, booklet, or coil, or marginal markings
 - e. Overprint and surcharge
 - f. Metered mail
 - g. Definitive, commemorative, semipostal, and airmail stamps
 - h. Cancellation and postmark
 - i. First day cover
 - j. Postal stationery (aerogramme, stamped envelope, and postal card)

4. Do the following:
 - a. Demonstrate the use of ONE standard catalog for several different stamp issues. Explain why catalog value can vary from the corresponding purchase price.
 - b. Explain the meaning of the term *condition* as used to describe a stamp. Show examples that illustrate the different factors that affect a stamp's value.
5. Demonstrate the use of at least THREE of the following stamp collector's tools:
 - a. Stamp tongs
 - b. Water and tray
 - c. Magnifiers
 - d. Hinges and stamp mounts
 - e. Perforation gauge
 - f. Glassine envelopes and cover sleeves
 - g. Watermark fluid
6. Do the following:
 - a. Show a stamp album and how to mount stamps with or without hinges. Show at least ONE page that displays several stamps.
 - b. Discuss at least THREE ways you can help to preserve stamps, covers, and albums in first-class condition.
7. Do at least TWO of the following:
 - a. Design a stamp, cancellation, or cachet.
 - b. Visit a post office, stamp club, or stamp show with an experienced collector. Explain what you saw and learned.
 - c. Write a review of an interesting article from a stamp newspaper, magazine, book, or Web site (with your parent's permission).



- d. Research and report on a famous stamp-related personality or the history behind a particular stamp.
 - e. Describe the steps taken to produce a stamp. Include the methods of printing, types of paper, perforation styles, and how they are gummed.
 - f. Prepare a two- to three-page display involving stamps. Using ingenuity, as well as clippings, drawings, etc., tell a story about the stamps and how they relate to history, geography, or a favorite topic of yours.
8. Mount and show, in a purchased or homemade album, ONE of the following:
- a. A collection of 250 or more different stamps from at least 15 countries.
 - b. A collection of a stamp from each of 50 different countries, mounted on maps to show the location of each.
 - c. A collection of 100 or more different stamps from either one country or a group of closely related countries.
 - d. A collection of 75 or more different stamps on a single topic. (Some interesting topics are Scouting, birds, insects, the Olympics, sports, flowers, animals, ships, holidays, trains, famous people, space, and medicine.) Stamps may be from different countries.
 - e. A collection of postal items discovered in your mail by monitoring it over a period of 30 days. Include at least five different types listed in requirement 3.



LET THE ADVENTURE BEGIN...



#33296C



MERIT BADGE SERIES



STAMP COLLECTING





Requirements

1. Do the following:
 - a. Discuss how you can better understand people, places, institutions, history, and geography as a result of collecting stamps.
 - b. Briefly describe some aspects of the history, growth, and development of the United States postal system. Tell how it is different from postal systems in other countries.
2. Define topical stamp collecting. Name and describe three other types of stamp collections.
3. Show at least ONE example of each of the following:
 - a. Perforated and imperforate stamps
 - b. Mint and used stamps
 - c. Sheet, booklet, and coil stamps
 - d. Numbers on plate block, booklet, or coil, or marginal markings
 - e. Overprint and surcharge
 - f. Metered mail
 - g. Definitive, commemorative, semipostal, and airmail stamps
 - h. Cancellation and postmark
 - i. First day cover
 - j. Postal stationery (aerogramme, stamped envelope, and postal card)



4. Do the following:
 - a. Demonstrate the use of ONE standard catalog for several different stamp issues. Explain why catalog value can vary from the corresponding purchase price.
 - b. Explain the meaning of the term *condition* as used to describe a stamp. Show examples that illustrate the different factors that affect a stamp's value.

5. Demonstrate the use of at least THREE of the following stamp collector's tools:
 - a. Stamp tongs
 - b. Water and tray
 - c. Magnifiers
 - d. Hinges and stamp mounts
 - e. Perforation gauge
 - f. Glassine envelopes and cover sleeves
 - g. Watermark fluid


6. Do the following:
 - a. Show a stamp album and how to mount stamps with or without hinges. Show at least ONE page that displays several stamps.
 - b. Discuss at least THREE ways you can help to preserve stamps, covers, and albums in first-class condition.

7. Do at least TWO of the following:
 - a. Design a stamp, cancellation, or cachet.
 - b. Visit a post office, stamp club, or stamp show with an experienced collector. Explain what you saw and learned.
 - c. Write a review of an interesting article from a stamp newspaper, magazine, book, or website (with your parent's permission).



- d. Research and report on a famous stamp-related personality or the history behind a particular stamp.
 - e. Describe the steps taken to produce a stamp. Include the methods of printing, types of paper, perforation styles, and how they are gummed.
 - f. Prepare a two- to three-page display involving stamps. Using ingenuity, as well as clippings, drawings, etc., tell a story about the stamps and how they relate to history, geography, or a favorite topic of yours.
8. Mount and show, in a purchased or homemade album, ONE of the following:
- a. A collection of 250 or more different stamps from at least 15 countries.
 - b. A collection of a stamp from each of 50 different countries, mounted on maps to show the location of each.
 - c. A collection of 100 or more different stamps from either one country or a group of closely related countries.
 - d. A collection of 75 or more different stamps on a single topic. (Some interesting topics are Scouting, birds, insects, the Olympics, sports, flowers, animals, ships, holidays, trains, famous people, space, and medicine.) Stamps may be from different countries.
 - e. A collection of postal items discovered in your mail by monitoring it over a period of 30 days. Include at least five different types listed in requirement 3.






EAGLE SCOUT



FLORIDA SEA BASE



PHILMONT SCOUT RANCH



NORTHERN TIER

ON THE ROAD TO HIGH ADVENTURE

THE SUPPLY GROUP IS
 READY TO BE A PARTNER
 ON YOUR TRAIL TO
 EAGLE THROUGH HIGH
 ADVENTURE. THE
 ADVENTURE IS YOURS,
 AND WE ARE READY
 WITH THE GEAR YOU
 WILL NEED. YOU CAN
 DEPEND ON THE LATEST
 IN LIGHTWEIGHT,
 DURABLE, QUALITY
 GEAR THAT WILL
 MEET AND SURPASS
 YOUR TOUGHEST
 REQUIREMENTS.



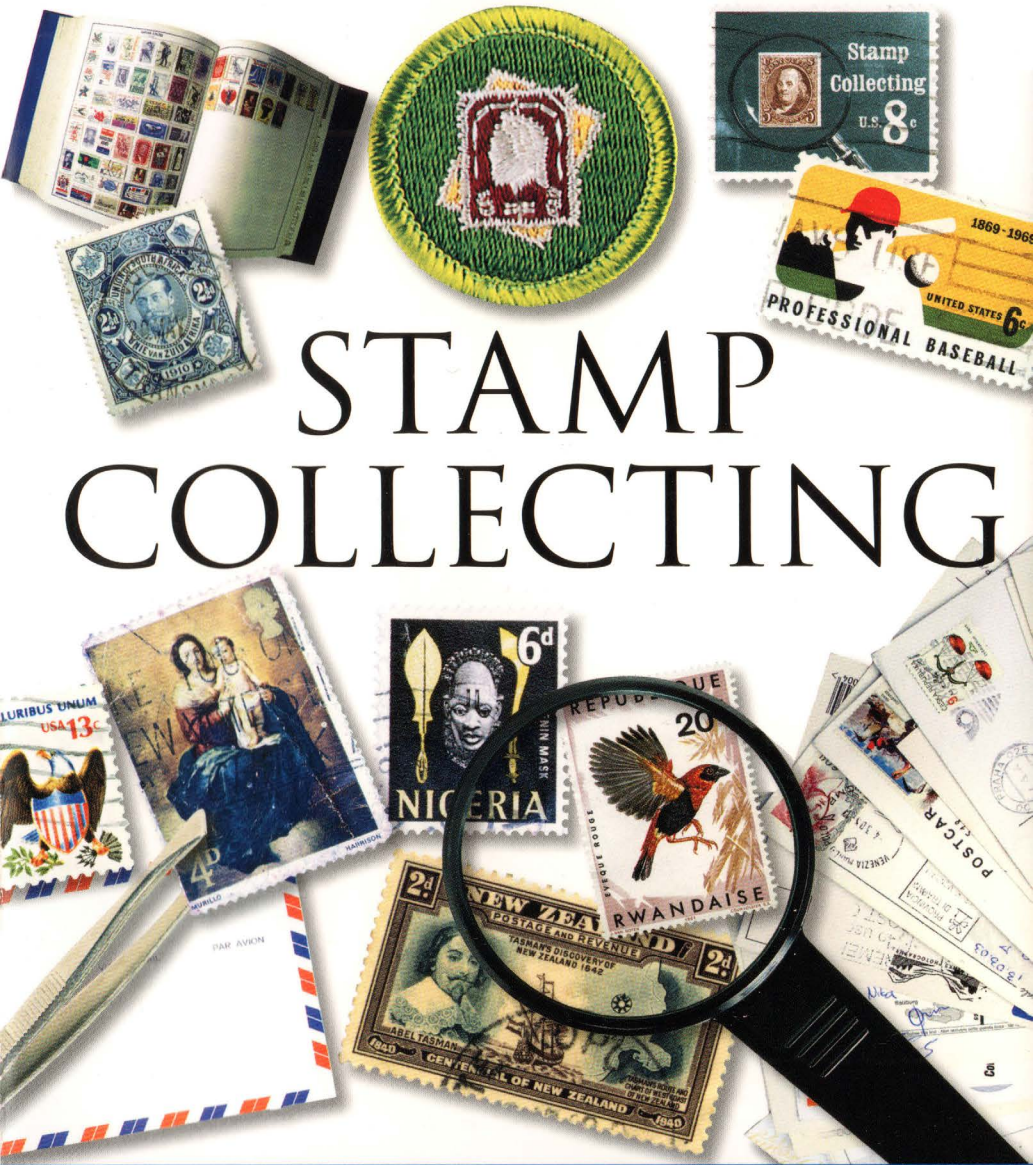
WWW.SCOUTSTUFF.ORG

#35955



7 30176 35955 7

MERIT BADGE SERIES

STAMP
COLLECTING



Requirements

1. Do the following:
 - a. Discuss how you can better understand people, places, institutions, history, and geography as a result of collecting stamps.
 - b. Briefly describe some aspects of the history, growth, and development of the United States postal system. Tell how it is different from postal systems in other countries.
2. Define topical stamp collecting. Name and describe three other types of stamp collections.
3. Show at least ONE example of each of the following:
 - a. Perforated and imperforate stamps
 - b. Mint and used stamps
 - c. Sheet, booklet, and coil stamps
 - d. Numbers on plate block, booklet, or coil, or marginal markings
 - e. Overprint and surcharge
 - f. Metered mail
 - g. Definitive, commemorative, semipostal, and airmail stamps
 - h. Cancellation and postmark
 - i. First day cover
 - j. Postal stationery (aerogramme, stamped envelope, and postal card)



4. Do the following:
 - a. Demonstrate the use of ONE standard catalog for several different stamp issues. Explain why catalog value can vary from the corresponding purchase price.
 - b. Explain the meaning of the term *condition* as used to describe a stamp. Show examples that illustrate the different factors that affect a stamp's value.

5. Demonstrate the use of at least THREE of the following stamp collector's tools:
 - a. Stamp tongs
 - b. Water and tray
 - c. Magnifiers
 - d. Hinges and stamp mounts
 - e. Perforation gauge
 - f. Glassine envelopes and cover sleeves
 - g. Watermark fluid

6. Do the following:
 - a. Show a stamp album and how to mount stamps with or without hinges. Show at least ONE page that displays several stamps.
 - b. Discuss at least THREE ways you can help to preserve stamps, covers, and albums in first-class condition.

7. Do at least TWO of the following:
 - a. Design a stamp, cancellation, or cachet.
 - b. Visit a post office, stamp club, or stamp show with an experienced collector. Explain what you saw and learned.
 - c. Write a review of an interesting article from a stamp newspaper, magazine, book, or website (with your parent's permission).




- d. Research and report on a famous stamp-related personality or the history behind a particular stamp.
 - e. Describe the steps taken to produce a stamp. Include the methods of printing, types of paper, perforation styles, and how they are gummed.
 - f. Prepare a two- to three-page display involving stamps. Using ingenuity, as well as clippings, drawings, etc., tell a story about the stamps and how they relate to history, geography, or a favorite topic of yours.
8. Mount and show, in a purchased or homemade album, ONE of the following:
- a. A collection of 250 or more different stamps from at least 15 countries.
 - b. A collection of a stamp from each of 50 different countries, mounted on maps to show the location of each.
 - c. A collection of 100 or more different stamps from either one country or a group of closely related countries.
 - d. A collection of 75 or more different stamps on a single topic. (Some interesting topics are Scouting, birds, insects, the Olympics, sports, flowers, animals, ships, holidays, trains, famous people, space, and medicine.) Stamps may be from different countries.
 - e. A collection of postal items discovered in your mail by monitoring it over a period of 30 days. Include at least five different types listed in requirement 3.



Stamp Honor's Scouting's Centennial

In celebration of the Boy Scouts of America's 100th Anniversary, the U.S. Postal Service issued a "Celebrate Scouting" stamp in 2010. The stamp, which portrays the outdoor adventure aspect of Scouting, was designed by illustrator Craig Frazier. The depiction of a Scout atop the summit of a mountain, with the silhouette of a Scout viewing the distance through binoculars, conveys a nostalgic sentiment for Scouting's century-long history in the United States.






EAGLE SCOUT



FLORIDA SEA BASE



PHILMONT SCOUT RANCH



NORTHERN TIER

ON THE ROAD TO HIGH ADVENTURE

THE SUPPLY GROUP IS READY TO BE A PARTNER ON YOUR TRAIL TO EAGLE THROUGH HIGH ADVENTURE. THE ADVENTURE IS YOURS, AND WE ARE READY WITH THE GEAR YOU WILL NEED. YOU CAN DEPEND ON THE LATEST IN LIGHTWEIGHT, DURABLE, QUALITY GEAR THAT WILL MEET AND SURPASS YOUR TOUGHEST REQUIREMENTS.



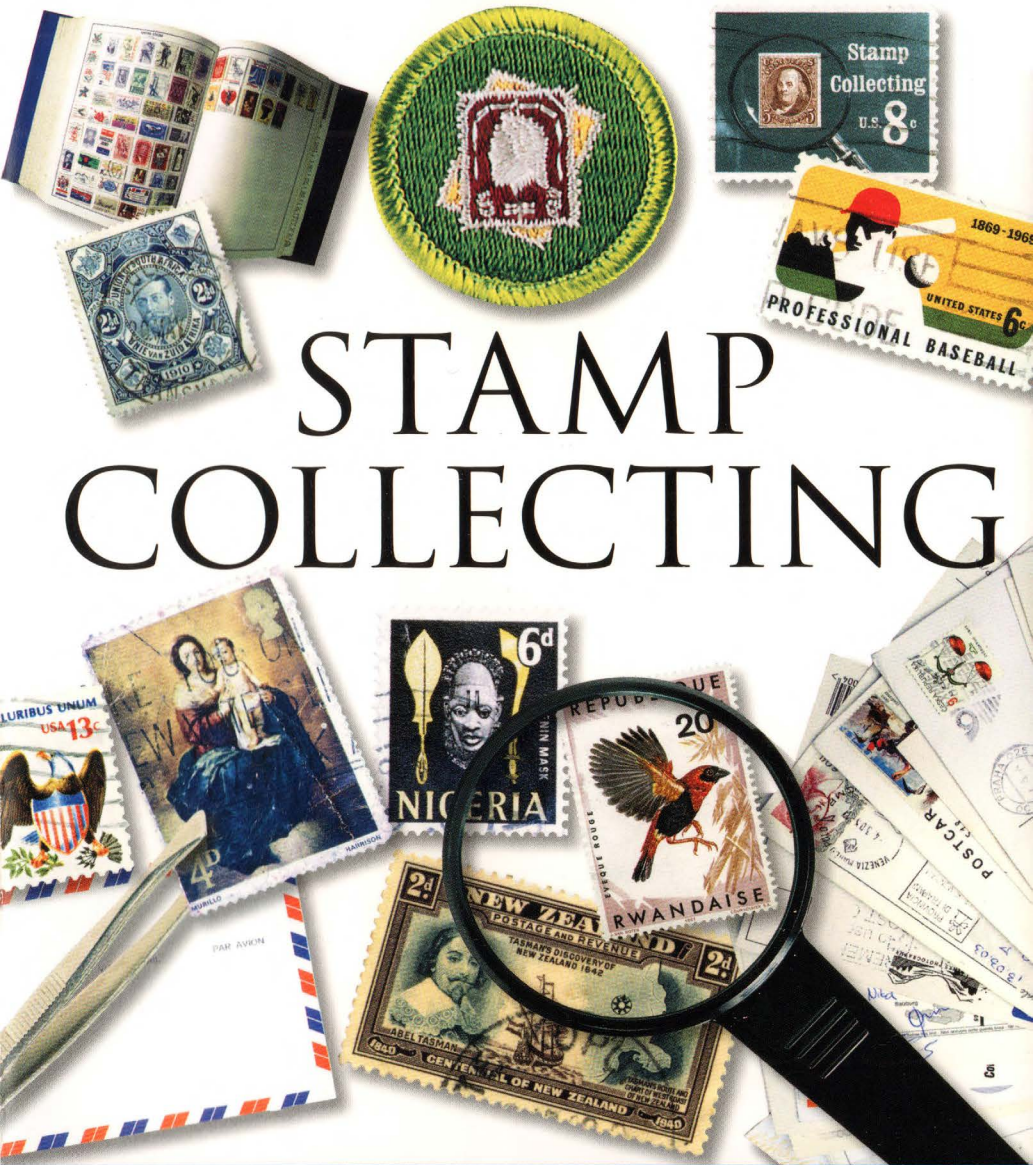
WWW.SCOUSTUFF.ORG


SKU 35955



7 30176 35955 7
35955 2011 Printing

MERIT BADGE SERIES





Requirements

1. Do the following:
 - a. Discuss how you can better understand people, places, institutions, history, and geography as a result of collecting stamps.
 - b. Briefly describe some aspects of the history, growth, and development of the United States postal system. Tell how it is different from postal systems in other countries.
2. Define topical stamp collecting. Name and describe three other types of stamp collections.
3. Show at least ONE example of each of the following:
 - a. Perforated and imperforate stamps
 - b. Mint and used stamps
 - c. Sheet, booklet, and coil stamps
 - d. Numbers on plate block, booklet, or coil, or marginal markings
 - e. Overprint and surcharge
 - f. Metered mail
 - g. Definitive, commemorative, semipostal, and airmail stamps
 - h. Cancellation and postmark
 - i. First day cover
 - j. Postal stationery (aerogramme, stamped envelope, and postal card)



4. Do the following:
 - a. Demonstrate the use of ONE standard catalog for several different stamp issues. Explain why catalog value can vary from the corresponding purchase price.
 - b. Explain the meaning of the term *condition* as used to describe a stamp. Show examples that illustrate the different factors that affect a stamp's value.

5. Demonstrate the use of at least THREE of the following stamp collector's tools:
 - a. Stamp tongs
 - b. Water and tray
 - c. Magnifiers
 - d. Hinges and stamp mounts
 - e. Perforation gauge
 - f. Glassine envelopes and cover sleeves
 - g. Watermark fluid

6. Do the following:
 - a. Show a stamp album and how to mount stamps with or without hinges. Show at least ONE page that displays several stamps.
 - b. Discuss at least THREE ways you can help to preserve stamps, covers, and albums in first-class condition.

7. Do at least TWO of the following:
 - a. Design a stamp, cancellation, or cachet.
 - b. Visit a post office, stamp club, or stamp show with an experienced collector. Explain what you saw and learned.
 - c. Write a review of an interesting article from a stamp newspaper, magazine, book, or website (with your parent's permission).



- d. Research and report on a famous stamp-related personality or the history behind a particular stamp.
 - e. Describe the steps taken to produce a stamp. Include the methods of printing, types of paper, perforation styles, and how they are gummed.
 - f. Prepare a two- to three-page display involving stamps. Using ingenuity, as well as clippings, drawings, etc., tell a story about the stamps and how they relate to history, geography, or a favorite topic of yours.
8. Mount and show, in a purchased or homemade album, ONE of the following:
- a. A collection of 250 or more different stamps from at least 15 countries.
 - b. A collection of a stamp from each of 50 different countries, mounted on maps to show the location of each.
 - c. A collection of 100 or more different stamps from either one country or a group of closely related countries.
 - d. A collection of 75 or more different stamps on a single topic. (Some interesting topics are Scouting, birds, insects, the Olympics, sports, flowers, animals, ships, holidays, trains, famous people, space, and medicine.) Stamps may be from different countries.
 - e. A collection of postal items discovered in your mail by monitoring it over a period of 30 days. Include at least five different types listed in requirement 3.






EAGLE SCOUT



FLORIDA SEA BASE



PHILMONT SCOUT RANCH



NORTHERN TIER

ON THE ROAD TO HIGH ADVENTURE

THE SUPPLY GROUP IS READY TO BE A PARTNER ON YOUR TRAIL TO EAGLE THROUGH HIGH ADVENTURE. THE ADVENTURE IS YOURS, AND WE ARE READY WITH THE GEAR YOU WILL NEED. YOU CAN DEPEND ON THE LATEST IN LIGHTWEIGHT, DURABLE, QUALITY GEAR THAT WILL MEET AND SURPASS YOUR TOUGHEST REQUIREMENTS.



WWW.ScoutSTUFF.ORG

SKU 35955



7 30176 35955 7
35955 2013 Printing



Certified Chain of Custody
At Least 50% Certified Forest Content
www.sfi-program.org
SFI-01-2008



Early 2018

MERIT BADGE SERIES



BOY SCOUTS OF AMERICA®

STEM-Based



35955
 ISBN 978-0-8395-3296-5
 ©2013 Boy Scouts of America
 2018 Printing



Certified Sourcing
www.sfiprogram.org
 SFI-00358

Requirements

1. Do the following:
 - a. Discuss how you can better understand people, places, institutions, history, and geography as a result of collecting stamps.
 - b. Briefly describe some aspects of the history, growth, and development of the United States postal system. Tell how it is different from postal systems in other countries.
2. Define topical stamp collecting. Name and describe three other types of stamp collections.
3. Show at least ONE example of each of the following:
 - a. Perforated and imperforate stamps
 - b. Mint and used stamps
 - c. Sheet, booklet, and coil stamps
 - d. Numbers on plate block, booklet, or coil, or marginal markings
 - e. Overprint and surcharge
 - f. Metered mail
 - g. Definitive, commemorative, semipostal, and airmail stamps
 - h. Cancellation and postmark
 - i. First day cover
 - j. Postal stationery (aerogramme, stamped envelope, and postal card)



4. Do the following:
 - a. Demonstrate the use of ONE standard catalog for several different stamp issues. Explain why catalog value can vary from the corresponding purchase price.
 - b. Explain the meaning of the term *condition* as used to describe a stamp. Show examples that illustrate the different factors that affect a stamp's value.

5. Demonstrate the use of at least THREE of the following stamp collector's tools:

- a. Stamp tongs
- b. Water and tray
- c. Magnifiers
- d. Hinges and stamp mounts
- e. Perforation gauge
- f. Glassine envelopes and cover sleeves
- g. Watermark fluid

6. Do the following:

- a. Show a stamp album and how to mount stamps with or without hinges. Show at least ONE page that displays several stamps.
- b. Discuss at least THREE ways you can help to preserve stamps, covers, and albums in first-class condition.

7. Do at least TWO of the following:

- a. Design a stamp, cancellation, or cachet.
- b. Visit a post office, stamp club, or stamp show with an experienced collector. Explain what you saw and learned.
- c. Write a review of an interesting article from a stamp newspaper, magazine, book, or website (with your parent's permission).



- d. Research and report on a famous stamp-related personality or the history behind a particular stamp.
 - e. Describe the steps taken to produce a stamp. Include the methods of printing, types of paper, perforation styles, and how they are gummed.
 - f. Prepare a two- to three-page display involving stamps. Using ingenuity, as well as clippings, drawings, etc., tell a story about the stamps and how they relate to history, geography, or a favorite topic of yours.
8. Mount and show, in a purchased or homemade album, ONE of the following:
- a. A collection of 250 or more different stamps from at least 15 countries.
 - b. A collection of a stamp from each of 50 different countries, mounted on maps to show the location of each.
 - c. A collection of 100 or more different stamps from either one country or a group of closely related countries.
 - d. A collection of 75 or more different stamps on a single topic. (Some interesting topics are Scouting, birds, insects, the Olympics, sports, flowers, animals, ships, holidays, trains, famous people, space, and medicine.) Stamps may be from different countries.
 - e. A collection of postal items discovered in your mail by monitoring it over a period of 30 days. Include at least five different types listed in requirement 3.



Early 2018




EAGLE SCOUT



THE SUMMIT



FLORIDA SEA BASE



PHILMONT SCOUT RANCH



NORTHERN TIER

THE SUPPLY GROUP IS
READY TO BE A PARTNER
ON YOUR TRAIL TO
EAGLE THROUGH HIGH
ADVENTURE. THE
ADVENTURE IS YOURS,
AND WE ARE READY
WITH THE GEAR YOU
WILL NEED. YOU CAN
DEPEND ON THE LATEST
IN LIGHTWEIGHT,
DURABLE, QUALITY
GEAR THAT WILL
MEET AND SURPASS
YOUR TOUGHEST
REQUIREMENTS.



WWW.SCOUTSTUFF.ORG

SKU 35955



7 30176 35955 7
35955 2018 Printing

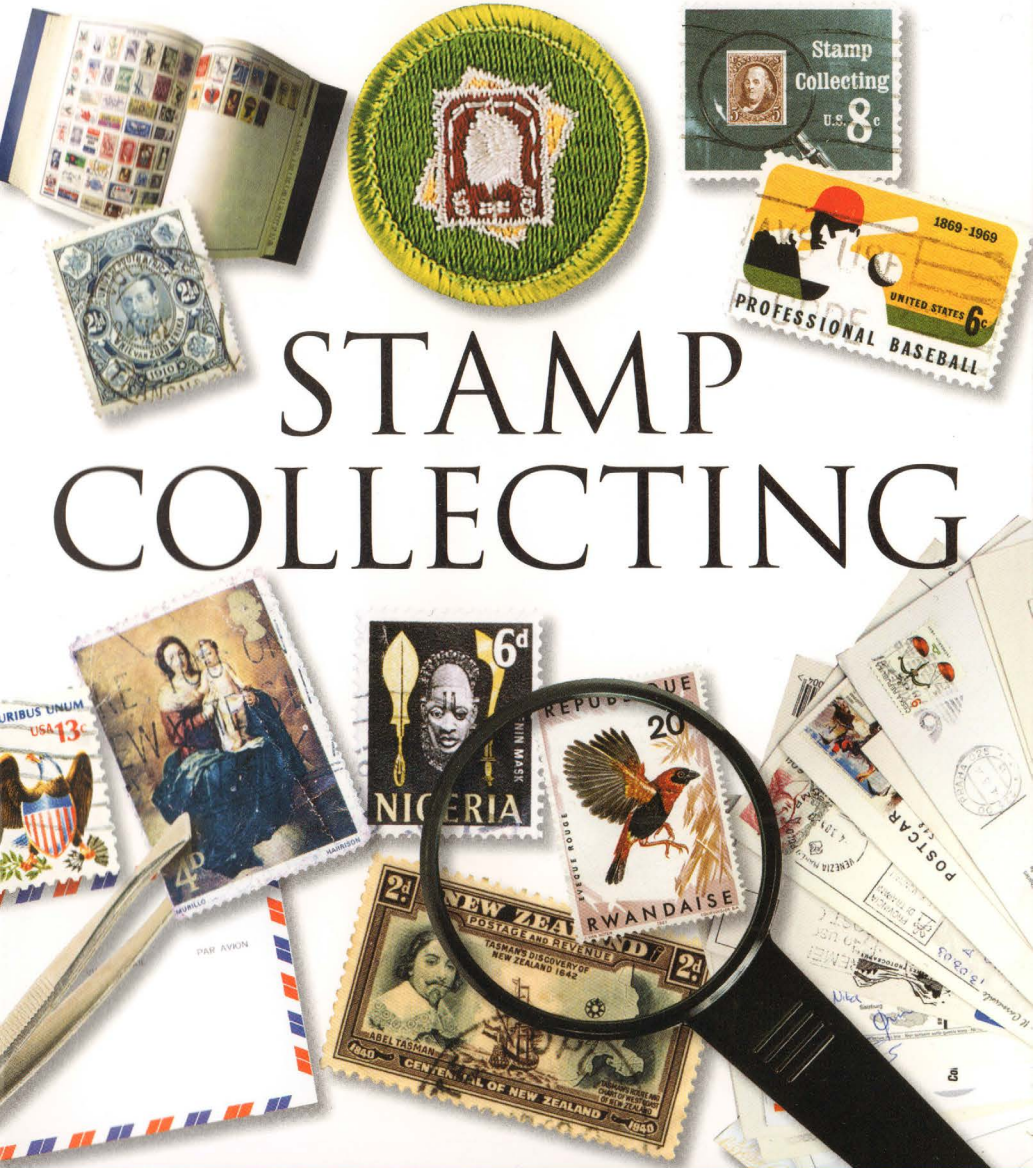
ON THE ROAD TO
HIGH ADVENTURE



Certified Sourcing
www.sfiprogram.org
SF-00058

Late 2018

MERIT BADGE SERIES



STAMP COLLECTING



BOY SCOUTS OF AMERICA®


Late 2018




EAGLE SCOUT




THE SUMMIT



FLORIDA SEA BASE



PHILMONT SCOUT RANCH



NORTHERN TIER

THE SUPPLY GROUP IS
READY TO BE A PARTNER
ON YOUR TRAIL TO
EAGLE THROUGH HIGH
ADVENTURE. THE
ADVENTURE IS YOURS,
AND WE ARE READY
WITH THE GEAR YOU
WILL NEED. YOU CAN
DEPEND ON THE LATEST
IN LIGHTWEIGHT,
DURABLE, QUALITY
GEAR THAT WILL
MEET AND SURPASS
YOUR TOUGHEST
REQUIREMENTS.



WWW.SCOUTSHOP.ORG


SKU 623013



7 30176 35800 0

35955

2018 Printing



ON THE ROAD TO
HIGH ADVENTURE



Certified Sourcing
www.sfprogram.org
SFI-00358